



Regular Meeting of the Board of Directors

City of Texarkana, Arkansas

216 Walnut Street

Agenda - Monday, December 21, 2020 - 4:00 PM

**THIS WILL BE A VIRTUAL MEETING HOSTED BY ZOOM AND
WILL BE STREAMED LIVE ON THE CITY'S YOUTUBE PAGE.**

<https://www.youtube.com/channel/UC2zU02o8zTodtzQ8IuiWL2Q>

Call to Order

Roll Call

PRESENTATION

Presentation to Assistant Mayor Ward 1 Linda Teeters and Ward 6 Director Terry Peavy for their years of services with the City of Texarkana, Arkansas Board of Directors.

Presentation to Director Terri Peavy for her years of service on the Texarkana Urban Transit District (T-Line) Board.

CONSENT

1. Approval of the minutes of the regular rescheduled meeting December 7, 2020. (CCD)
2. Adopt a Resolution appointing Eric A. Marks to serve and fulfill the duties of City Prosecutor. (BOD)

REGULAR

3. Adopt a Resolution approving the Texarkana Water Utilities (TWU) FY 2020-2021 Budget. (TWU) Executive Director JD Phillips and TWU Finance Director Jim Cornelius
4. Adopt an Ordinance for the purchase of Social Sentinel social media monitoring software for the School Violence Grant. (TAPD) Interim Chief Kristi Bennett and Lt. Scott Megason

An emergency clause is requested. An emergency clause requires a separate and distinct vote of the board and is valid only if there is a two-thirds vote of approval by the Board.

CITIZEN COMMUNICATION - TO HAVE PUBLIC COMMENTS READ DURING THE MEETING, PLEASE SUBMIT THEM BY 10:00 AM, MONDAY, DECEMBER 21, 2020, TO HEATHER SOYARS, CITY CLERK AT heather.soyars@txkusa.org.

A limit of five (5) minutes per person is allotted for citizens to express their concerns to the Board of Directors, with a maximum of fifty (50) minutes reserved for Citizens Communication. The Board of Directors cannot respond to citizens' concerns during this time.

NEXT MEETING DATE: Monday, January 4, 2021

ADJOURN



CITY OF TEXARKANA, AR BOARD OF DIRECTORS

AGENDA TITLE:	Approval of the minutes of the regular rescheduled meeting December 7, 2020. (CCD)
AGENDA DATE:	December 21, 2020
ITEM TYPE:	Ordinance <input type="checkbox"/> Resolution <input type="checkbox"/> Other <input checked="" type="checkbox"/> : Minutes
DEPARTMENT:	City Clerk Department
PREPARED BY:	Heather Soyars, City Clerk
REQUEST:	Approval of meeting minutes.
EMERGENCY CLAUSE:	N/A
SUMMARY:	Approval of meeting minutes
EXPENSE REQUIRED:	N/A
AMOUNT BUDGETED:	N/A
APPROPRIATION REQUIRED:	N/A
RECOMMENDED ACTION:	The City Clerk recommends Board approval.
EXHIBITS:	Meeting minutes.



Rescheduled Regular Meeting of the Board of Directors

City of Texarkana, Arkansas
216 Walnut Street

Minutes - Monday, December 07, 2020 - 4:00 PM

THIS VIRTUAL MEETING WAS HOSTED BY ZOOM AND STREAMED LIVE ON THE CITY'S YOUTUBE PAGE.

<https://www.youtube.com/channel/UC2zU02o8zTodtzQ8IuiWL2Q>

Mayor Allen Brown called the meeting to order at 4:00 PM.

PRESENT: Mayor Allen Brown, Assistant Mayor Ward 1 Linda Teeters, Ward 2 Director Laney J. Harris, Ward 3 Director Steven Hollibush, Ward 4 Director Ulysses Brewer, Ward 5 Director Barbara S. Miner, and Ward 6 Director Terri Peavy.

ALSO PRESENT: City Manager Dr. Kenny Haskin, City Attorney George Matteson, City Clerk Heather Soyars and Deputy City Clerk Jenny Narens.

Assistant Mayor Linda Teeters arrived at 4:22 PM.

Director Harris requested Item 2. Adopt a Resolution to amend the General Fund Budget for an additional contribution to the Texarkana Arkansas Public Employee Retirement System (TAPERS). (FIN) and Item 3. Adopt a Resolution authorizing the City Manager to enter into a Construction Contract with Contech Contractors, Inc., for the renovation of the Texarkana Rec Center. (PWD) be removed from the Consent agenda for discussion.

CONSENT

Director Brewer made the motion to adopt the Consent agenda, Seconded by Director Harris. The motion carried and the following item was approved:

1. Approval of the minutes of the regular rescheduled meeting November 16, 2020. (CCD)

REGULAR

2. Resolution No. 2020-42 - to amend the General Fund Budget for an additional contribution to the Texarkana Arkansas Public Employee Retirement System (TAPERS). (FIN)

Director Harris asked how many employees were in TAPERS and were they civil service. He also asked how long it took to become fully vested and what was the percentage an average employee made in a month with the current system.

Finance Director TyRhonda Henderson said there were a total of 94 employees on the plan; 14 were active, 14 were transitioned, 33 were retirees and 33 were inactive participants. These were all non-civil service employees. She said some employees were fully vested and others were only partially vested in the plan. This was a closed plan and no new employees could enter this plan. The retirement benefit was calculated by GRS and was based upon salary and years of service.

Director Peavy said this fund would become insolvent in 2028 if the City did not put any more funds into TAPERS.

Motion to adopt the resolution made by Director Peavy, Seconded by Director Brewer.

Voting Yea: Mayor Brown, Director Harris, Director Hollibush, Director Brewer, Director Miner, and Director Peavy.

The motion carried 6-0 and the Mayor declared the resolution adopted.

3. Resolution No. 2020-43 - authorized the City Manager to enter into a Construction Contract with Contech Contractors, Inc., for the renovation of the Texarkana Rec Center. (PWD)

Director Harris asked why the children were getting a renovated building and the animals were getting a new building. He said he would not vote for or against this resolution because of an alleged unauthorized meeting he held at the former Boys and Girls Club a few years ago.

Public Works Director Tyler Richards said to build a similar building, it would cost \$7 million to \$8 million. He said this renovated building would look brand new and it would make the City proud.

Director Harris said he had concerns for the children's safety crossing the highway.

Public Works Director Tyler Richards said a project was ongoing to have a trail go under the highway to the new Rec Center.

[Assistant Mayor Teeters arrived at the meeting at 4:22 PM.]

Motion to adopt the resolution made by Director Peavy, Seconded by Director Brewer.

Voting Yea: Mayor Brown, Assistant Mayor Teeters, Director Hollibush, Director Brewer, Director Miner, and Director Peavy.

Voting Present: Director Harris

The motion carried 6-1 and the Mayor declared the resolution adopted.

4. Ordinance No. 15-2020 - authorized the issuance of Franchise Fee Secured Refunding Revenue Bonds, Series 2021; authorized a Trust Indenture; authorized the sale of the bonds and the execution of a Bond Purchase Agreement. (FIN)

Jim Fowler, Rose Law Firm said the two bonds being issued were a tax-exempt bond and a taxable series. The tax-exempt series would pay off the 2015 Bonds in April 2021 and the taxable series 2012 Bonds cannot be paid off until September 2022.

Jason Holslaw, Stephens, Inc., said he was happy to report the City would have an overall savings of \$1,237,00.00.

Motion to suspend the rules and place the ordinance on its first reading in abbreviated form made by Assistant Mayor Teeters, Seconded by Director Brewer.

Voting Yea: Mayor Brown, Assistant Mayor Teeters, Director Harris, Director Hollibush, Director Brewer, Director Miner, and Director Peavy.

The motion carried 7-0 and the ordinance was read the first time in abbreviated form.

Motion to suspend the rules and place the ordinance on its second reading in abbreviated form made by Director Brewer, Seconded by Director Hollibush.

Voting Yea: Mayor Brown, Assistant Mayor Teeters, Director Harris, Director Hollibush, Director Brewer, Director Miner, and Director Peavy.

The motion carried 7-0 and the ordinance was read the second time in abbreviated form.

Motion to suspend the rules and place the ordinance on its third and final reading in abbreviated form made by Director Miner, Seconded by Director Brewer.

Voting Yea: Mayor Brown, Assistant Mayor Teeters, Director Harris, Director Hollibush, Director Brewer, Director Miner, and Director Peavy.

The motion carried 7-0 and the ordinance was read the third and final time in abbreviated form.

Motion to adopt the ordinance made by Director Miner, Seconded by Director Hollibush.

Voting Yea: Mayor Brown, Assistant Mayor Teeters, Director Harris, Director Hollibush, Director Brewer, Director Miner, and Director Peavy.

The motion carried 7-0 and the Mayor declared the ordinance adopted.

An emergency clause is requested. An emergency clause requires a separate and distinct vote of the board and is valid only if there is a two-thirds vote of approval by the Board.

Motion to approve the emergency clause made by Assistant Mayor Teeters, Seconded by Director Peavy.

Voting Yea: Mayor Brown, Assistant Mayor Teeters, Director Harris, Director Hollibush, Director Brewer, Director Miner, and Director Peavy.

The motion carried 7-0 and the Mayor declared the emergency clause approved.

5. Resolution No. 2020-44 - to amend the FY 2020 General Fund and Public Works Department Budget and authorize hazard pay to all City of Texarkana, Arkansas employees and Texarkana Water Utilities (TWU) employees due to the COVID-19 pandemic. (FIN)

Finance Director TyRhonda Henderson said in late September, the City was notified that it had been awarded CARES Act funding to be used on personnel expenditures incurred from March through December 2020 due to the pandemic. She recommended an across the board hazard pay of \$3,750 to all City employees and \$500 to all TWU employees.

The General Fund Budget needed to be amended to include \$713,807 for hazard pay for General Fund employees, \$129,180 to transfer to the Public Works fund, \$56,516 to agencies for hazard pay for BiState employees, to transfer \$86,120 to TWU, and to record \$985,623 in CARES Act

funds. The Public Works Budget also needed to be amended to include the \$129,180 transfer from the General Fund and corresponding expense for hazard pay.

Motion to adopt the resolution made by Assistant Mayor Teeters, Seconded by Director Hollibush.

Voting Yea: Mayor Brown, Assistant Mayor Teeters, Director Harris, Director Hollibush, Director Brewer, Director Miner, and Director Peavy.

The motion carried 7-0 and the Mayor declared the resolution adopted.

CITIZEN COMMUNICATION

Mayor Brown read the attached letter submitted by Assistant Mayor Teeters regarding the Texarkana Regional Food Bank.

Director Harris said he had made several requests a few months ago to Public Works about potholes and grass cutting and nothing had been done. He also wanted to know when in-person Board meeting would be held.

City Manager Dr. Kenny Haskin said City Hall was closed to the public due to the positive rates of Covid-19. The first Board meeting in January 2021 was scheduled to be held in-person.

NEXT MEETING DATE: Monday, December 21, 2020.

ADJOURN

Motion to adjourn made by Director Miner, Seconded by Director Hollibush.

Voting Yea: Mayor Brown, Assistant Mayor Teeters, Director Harris, Director Hollibush, Director Brewer, Director Miner, and Director Peavy.

The motion carried 7-0. The meeting adjourned at 4:55 PM.

APPROVED this the 21st day of December 2020.

Allen L. Brown, Mayor

Heather Soyars, City Clerk



Contact: Jennifer Teeters, Development Director
870-774-1398
903-278-9356 m
development@hrfb.org

PANTRY PACKING SHOWDOWN ON THE LINE

City v. City Competition to Help Food Bank Prep for Mobile Giveaway

Texarkana, USA, December 3, 2020 – Leaders from both sides of the state line will battle it out in an effort to help Harvest Regional Food Bank prepare for its last Mobile Pantry event of the year.

Texarkana, Texas Mayor Bob Bruggeman, Texarkana, Arkansas Mayor Allen Brown and members of each city council/board of directors will compete in a food box packing challenge **Thursday, December 10, 2020 at 4:30 at Harvest's Warehouse at 3120 E 19th Street in Texarkana, Arkansas.** Teams will have 30 minutes to pack as many pantry boxes as possible, with the winning city side earning the "Harvest Hunger Hero Packing Champions" title.

"We are grateful to both Texarkana mayors and city leadership for coming together for a little good-natured competition, all in the name of hunger relief," says Executive Director Camille Wrinkle. "It's important to remember, especially this time of year, that hunger doesn't take a holiday. The need in 2020 has been constant."

Harvest Regional Food Bank has had a record-setting year in response to the COVID-19 crisis, distributing five million pounds of food in 2020 – a 55% increase over this time last year. Harvest works to eliminate hunger in Southwest Arkansas and Northeast Texas through its Food Banking, Food Rescue, School Backpack and Mobile Pantry programs.

###



PO Box 707 Texarkana, TX 75504
3120 E 19th St Texarkana, AR 71854
(870)774-1398
f (870)774-1905
www.hrfb.org



CITY OF TEXARKANA, AR BOARD OF DIRECTORS

AGENDA TITLE: Adopt a Resolution appointing Eric A. Marks to serve and fulfill the duties of City Prosecutor and the City Manager is authorized to enter into an agreement with Mr. Marks for such services and compensation upon such terms as may be acceptable to the City Manager, and permitted by applicable law. (BOD)

AGENDA DATE: December 21, 2020

ITEM TYPE: Ordinance Resolution Other : _____

DEPARTMENT: Board of Directors

PREPARED BY: Heather Soyars, City Clerk

REQUEST: Appointing a City Prosecutor.

EMERGENCY CLAUSE: N/A

SUMMARY: Thomas Potter currently serves the City as prosecutor in District Court, and he has recently been elected District Judge of Miller County, Arkansas, leaving the position of City Prosecutor vacant. Eric A. Marks submitted his qualifications for legal services.

EXPENSE REQUIRED: N/A

AMOUNT BUDGETED: N/A

**APPROPRIATION
REQUIRED:** N/A

**RECOMMENDED
ACTION:** The City Manager and staff recommend approval.

EXHIBITS: Resolution, Request for Qualifications, Eric A. Marks Qualifications for Legal Services.

RESOLUTION NO. _____

WHEREAS, Thomas Potter, the current appointed City Prosecutor has been elected to serve as District Judge, leaving the position of City Prosecutor vacant as of January 1, 2020; and

WHEREAS, upon Request for Qualifications, Eric A. Marks submitted a timely proposal to serve as City Prosecutor; and

WHEREAS, the City Manager and staff recommend appointment;

NOW, THEREFORE, BE IT RESOLVED by the Board of Directors of the City of Texarkana, Arkansas, that Eric A. Marks is appointed to serve and fulfill the duties of City Prosecutor and the City Manager is authorized to enter into an agreement with Mr. Marks for such services and compensation upon such terms as may be acceptable to the City Manager, and permitted by applicable law.

PASSED AND APPROVED this 21st day of December 2020.

Allen L. Brown, Mayor

ATTEST:

Heather Soyars, City Clerk

APPROVED:

George Matteson, City Attorney

Request for Qualifications - Legal Services

City of Texarkana, Arkansas

I. Background

Thomas Potter currently serves the City of Texarkana, Arkansas, as prosecutor in District Court, and he has recently been elected District Judge of Miller County, Arkansas. This Request for Qualifications is developed pursuant to §§19-11-803, 804, 805. Respondents may submit qualifications for the requested legal services (District Court work). Firms or individual attorneys should be licensed to practice in Arkansas.

II. Types of Legal Service Sought

There are three requirements regarding District Court services for the City. Firms or individual attorneys must be able to provide these services.

(a) Conduct all prosecutorial services for the City, appearing before the courts, i.e., District Court, Circuit Court, and administrative tribunals, as necessary. The firm or individual attorney must be available to handle all phone calls related to misdemeanor cases handled in District Court and Circuit Court.

(b) Provide all legal services necessary for the operation of District Court.

(c) Provide all secretarial support, office supplies, and all law books and materials necessary to meet the City's legal needs.

III. Conflict of Interest

Firms or individual attorneys submitting qualifications for legal services should be sensitive to potential conflict of interests. All potential conflicts must be disclosed.

IV. Fees for Legal Services

Pursuant to §19-11-804, the City shall select the firm or individual attorney best qualified through the evaluation process and negotiate a contract with that firm or individual attorney. Fees are not a consideration until the most qualified firm or individual attorney is selected and negotiations have begun.

V. Statement of Qualifications

The following information must be included in the statement of qualifications:

- Transmittal letter.
- Name, address, and contact person for the firm or individual attorney.

- Specialized experience and technical competence of firm or individual attorney providing the proposed service. This should include specific, detailed information regarding the attorney actually providing services if the statement is submitted by a firm. Municipal experience will be considered a plus, and statements should highlight past governmental clients.
- Capacity and capability of the firm or individual attorney to perform the work involved. Specifically, a list of current clients should be provided with a clear explanation of how the City's workload will be balanced against existing clients. The statement should provide a method to assure the City that critical District Court issues will be handled as a priority.
- Past record of performance of the firm or individual attorney. Your statement should include names and telephone numbers of any clients who can provide references regarding performance.

VI. Evaluation

The responsible respondent whose statement is most advantageous to the City will be selected to perform the services. A review committee will analyze each submission. The weight given to each evaluation factor shall be determined by the review committee:

- Specialized experience and technical competence
- Previous municipal and governmental experience
- Capacity and capability to meet City's needs
- Past Performance

VII. Questions

Questions regarding this Request for Qualifications or any related issue may be addressed to Dr. Kenny Haskin, City Manager as shown in Paragraph VIII.

VIII. Submission Deadline

Submissions should be submitted no later than 2:00 p.m. on Monday, November 30, 2020, to:

Dr. Kenny Haskin
 City Manager
 City of Texarkana, Arkansas
 By mail: P. O. Box 2711
 Texarkana, Arkansas 75504

Hand delivery: 216 Walnut Street
Texarkana, Arkansas 71854

IX. Contract Dates

The contract will be awarded on December 21, 2020 and become effective January 1, 2021.



WHITE & MARKS PLLC
Attorneys at Law

Gina C. White
Eric A. Marks**

P.O. Drawer 947 • 406 Clay Street • Arkadelphia, Arkansas 71923
Telephone: 870-246-6796 • Fax: 870-246-2178


4412 Texas Blvd. • Texarkana, Texas 75503 • Telephone: 903-826-5523

519 West 3rd Street, Suite 4 • Hope, Arkansas 71801 • Telephone: 870-292-4660

www.arklaw.com

November 9, 2020

CITY CLERK'S OFFICE
TEXARKANA, AR



Legal Assistants

Tiffany Dunaway
Lori Rutherford
Elizabeth Peavy
Catey Hicks

ATTN: Dr. Kenny Haskin
City Manager
City of Texarkana, Arkansas
P.O. Box 2711
Texarkana, Arkansas 75504

via U.S. Mail

Re: Proposal for Legal Services for City Attorney of Texarkana, Arkansas

Dear Dr. Haskins,

I am writing in regards to the posting and request for proposal that the city published regarding the open city prosecutor position.

I would like to respectfully submit my name for consideration for this position. My contact information is listed above in my letterhead, and my personal cell phone is 870-833-0243. I am a resident of Texarkana, Arkansas and have practiced in the state of Arkansas since 2012. I have resided and practiced in Texarkana specifically for the last five years, where my family and I make our home. I can happily say that I intend to be a lifelong resident of Texarkana, Arkansas.

I presently serve as a part-time prosecuting attorney for the 13th judicial district (Calhoun County) twice a month, where I handle district court and circuit court. I have held this position for well over a year now and have been responsible for streamlining our criminal docket and increasing the efficiency at which we have prosecuted cases. This position is twice a month, in the mornings on days that would not conflict with the city position, if that is a question or concern.

In the event conflicts were to ever arise, I would and will always prioritize the city and its docket movement. I have been intermittently filling in on days that

** Also licensed in Texas and Mississippi

* Also licensed in Texas

Judge-elect Potter has been on the bench, and to date, there have not been any conflicts or issues that arose that were not cured immediately and favorably for the city.

My additional experience consists of nearly a decade of civil and criminal representation. I have tried multiple jury trials, including a capital murder case. I have tried close to a hundred district court trials, some as a defense lawyer, and some as a prosecutor. I am well versed in the rules and laws that regulate Arkansas District Court.

I am attaching an endorsement from a local Arkansas police officer, who has been adverse to me many times in court. I would also have no issue stating that I believe Judge-elect Tommy Potter would be a reference as needed. Additionally, I would encourage the City to visit with Judge Autrey and all of the District Court clerks, as I believe I have a wonderful report with them all.

In sum, I believe I am qualified for this position, have been substituting in this position for the past few months, and would be the best candidate to ensure continuity and a seamless transition. I respectfully and humbly ask that the City consider me for this position. I can provide any additional information or references as required.

Best Personal Regards,

Sincerely,

A handwritten signature in blue ink, appearing to read 'Eric A. Marks', with a stylized flourish at the end.

Eric A. Marks



Kristi Bennett
Chief of Police

TEXARKANA POLICE DEPARTMENT
CITY OF TEXARKANA, ARKANSAS

P.O. BOX 1885
TEXARKANA, AR 75504-1885
(903) 798-3130
FAX (903) 798-3023
www.txkusa.org/arkpolice



Capt. James Atchley
Division Commander

“Excellence Innovation Integrity”

Date: 11/08/2020

To: Whom it may concern

From: Cpl. Les Munn Texarkana Police Dept Traffic Investigator

Attention,

Recently it was brought to my attention that Eric Marks is a candidate for the position of Texarkana Arkansas City Prosecutor for the District Court. I have had the opportunity to work with Marks in the courts involving cases he has defended. I believe Marks a very good and formidable attorney that sought the best outcome for his clients. Marks showed good judgement and understanding of the law and best of all humanity for those involved in the cases he was representing. I believe as a prosecutor Marks would be very good for the city in following Tommy Potter’s foot steps and seeking justice and fairness for all involved.

Respectfully,
Cpl. Les Munn #565



CITY OF TEXARKANA, AR

BOARD OF DIRECTORS

AGENDA TITLE:	Adopt a Resolution approving the Texarkana Water Utilities (TWU) FY 2020-2021 Budget. (TWU) Executive Director JD Phillips and TWU Finance Director Jim Cornelius
AGENDA DATE:	December 21, 2020
ITEM TYPE:	Ordinance <input type="checkbox"/> Resolution <input checked="" type="checkbox"/> Other <input type="checkbox"/> : _____
DEPARTMENT:	Texarkana Water Utilities
PREPARED BY:	Texarkana Water Utilities
REQUEST:	Approve TWU FY 2020-2021 Budget
EMERGENCY CLAUSE:	N/A
SUMMARY:	Approve TWU FY 2020-2021 Budget
EXPENSE REQUIRED:	N/A
AMOUNT BUDGETED:	N/A
APPROPRIATION REQUIRED:	N/A
RECOMMENDED ACTION:	The City Manager and Utility staff recommend approval.
EXHIBITS:	Resolution and TWU FY 2020-2021 Budget

RESOLUTION NO. _____

WHEREAS, the FY 2020-2021 Texarkana Water Utilities (TWU) budget has been submitted to the Board of Directors for review; and

WHEREAS, Utility staff recommends approval of the budget as so presented to the Board with the income and expense allocations set forth therein; and

WHEREAS, the City Manager and Utility staff recommend approval;

NOW, THEREFORE, BE IT RESOLVED, by the Board of Directors of the City of Texarkana, Arkansas, that the TWU budget for fiscal year 2020-2021, attached hereto and made a part hereof, is hereby approved.

PASSED AND APPROVED this 21st day of December, 2020.

Allen L. Brown, Mayor

ATTEST:

Heather Soyars, City Clerk

APPROVED:

George Matteson, City Attorney
George Matteson, City Attorney



Texarkana Water Utilities

2021 Budget

TABLE OF CONTENTS

SECTION I – REVENUE FUNDS

Combined Revenue Funds	1
Texas Revenue Combined (Contains Interfund Transfers)	3
Texas Revenue Fund (Contains Interfund Transfers)	5
I.P. Water Revenue Fund (Contains Interfund Transfers)	7
Combined Arkansas, Mandeville, Union (Contains Interfund Transfers)	8
Arkansas Revenue Fund (Contains Interfund Transfers)	10
Mandeville Revenue Fund (Contains Interfund Transfers)	12
Union Revenue Fund (Contains Interfund Transfers)	13

SECTION II – BOND FUNDS

Arkansas 1998 Bond Fund	14
Arkansas 1998-B Bond Fund	15
Arkansas 2001 Bond Fund	16
Arkansas 2004-A Bond Fund	17
Arkansas 2004-B Bond Fund (AR, MNDVL & UN)	18
Arkansas 2007 Refunding Bond Fund	19
Arkansas 2007 Bond Reserve Fund	20
Texas 2013 Bond Fund	21
Texas 2020 Refunding Bond Fund	22
Texas Bond Reserve Fund	23

SECTION III – CAPITAL FUNDS

Arkansas Capital Improvement Fund	24
Arkansas Infrastructure Fund	25
Arkansas Millwood Water Rights Fund	26
Arkansas Personnel Policy Fund	27
Millwood WTP Depreciation Fund	28
North Texarkana WWTP Depreciation Fund	29
Mandeville Depreciation Fund	30
Union Depreciation Fund	31
Texas Capital Improvement Fund	32
Texas Infrastructure Fund	33
Wright Patman COE Cost Fund	34
Texas 2013 Bond Construction Fund	35
Texas Personnel Policy Fund	36
Wagner Creek Capital Improvement Fund	37
LTWSC Capital Improvement Fund	38
South Regional WWTP Depreciation Fund	40
South Regional WWTP Depreciation Fund – Ten Year Plan	41
Composting Fund	42
Equipment Acquisition Fund	43-54
Technology Fund	55-68

SECTION IV – OPERATING BUDGETS

Administration – 110	69
Accounting – 210	72
Information Technology – 230	75
Customer Service – 310	78
Field Services – 330	81
Wright Patman Water Treatment Plant – 410	84
Millwood Water Treatment Plant – 420	88
Water Distribution – Graphic Packaging (formerly International Paper) – 490	91
Wagner Creek Wastewater Treatment Plant – 520	92
South Regional Wastewater Treatment Plant – 530	95
North Texarkana Wastewater Treatment Plant – 540	99
Composting – 580	102
Field Operations/Administration – 610	105
Water/Sewer Construction – 612	108
Water Distribution – 620	111
Water Distribution – TexAmericas – 622	114
Sewer Collection – 630	115
Fleet Services Center – 640	118
Engineering Design – 710	121
Engineering – Infiltration & Inflow Abatement – 720	125
GIS Development – 740	128
Environmental Services – 750	131
Leary – 830/831	134
Miller County Public Water Authority – 833/834	139

SECTION V – DEBT SERVICES**Combined Arkansas and Texas**

All Revenue Bonds	144
Arkansas Revenue Bonds	
All Revenue Bonds	145
1998 Sewer Facilities Construction Revenue Bonds	146
1998-B Sewer Facilities Construction Revenue Bonds	147
2001 Sewer Facilities Construction Revenue Bonds	148
2004-A Water Facilities Acquisition Revenue Bond	149
2004-B Water Facilities Improvement Revenue Bond	150
2007 Waterworks Facilities Revenue Refunding Bonds	151
Texas Revenue Bonds	
All Revenue Bonds	152
2013 Waterworks & Sanitary Sewer System Revenue Bonds	153
2020 General Obligation Refunding Bonds	154

Section I

Revenue Funds



TEXARKANA WATER UTILITIES
COMBINED REVENUE FUNDS

	<i>Actual FY 2019</i>	<i>Proposed FY 2020</i>	<i>Revised FY 2020</i>	<i>Proposed FY 2021</i>
BEGINNING BALANCE	7,884,498	7,158,996	6,455,004	5,384,489
REVENUE				
Water and Sewer Sales	21,788,757	22,458,696	22,256,524	23,633,038
Water Connection Fees	12,421	14,000	12,610	12,610
Service Charge	986,479	1,017,631	732,172	1,009,480
Regional Water Treatment Plant Fee		2,591,588	2,152,528	2,271,544
Wholesale Water Sales	2,568,106	3,033,381	2,937,737	2,929,072
Wholesale Sewer Charges	565,441	567,200	563,100	563,100
Member Cities	815,059	754,255	814,556	814,808
TOTAL REVENUES	26,736,263	30,436,751	29,469,227	31,233,652
OTHER REVENUES				
Interest Income	108,537	119,525	82,188	80,544
I.P. Service Charge	35,367	40,300	40,300	40,300
I.P. Service Charge (Expan)	18,900	18,900	18,900	18,900
Transfer from Customer Loan Fund	0	0	0	0
Miscellaneous Income	899,515	864,825	918,985	764,030
TOTAL OTHER REVENUES	1,062,319	1,043,550	1,060,373	903,774
TOTAL ALL REVENUES	27,798,582	31,480,301	30,529,600	32,137,426
TOTAL FUNDS AVAILABLE	35,683,080	38,639,298	36,984,604	37,521,914
EXPENDITURES				
Operating	19,849,281	22,130,536	20,476,430	22,242,926
Capital Outlay	0	0	0	0
TOTAL OPERATING	19,849,281	22,130,536	20,476,430	22,242,926
AR Bond Fund 1998	291,801	292,194	290,348	0
AR Bond Fund 1998-B	53,355	53,463	53,313	0
AR Bond Fund 2001	68,029	68,150	67,959	68,155
AR Bond Fund 2004-A	147,609	147,866	147,492	147,916
AR Bond Fund 2004-B	260,550	260,997	260,358	261,107
AR Bond Fund 2007 Refunding	720,359	698,883	664,448	708,247
TX Bond Fund 2004	183,666	184,119	107,563	172,823
TX Bond Fund 2005	0	0	0	0
TX Bond Fund 2013	154,414	158,235	164,415	151,416
TOTAL DEBT SERVICE	1,879,783	1,863,907	1,755,896	1,509,664
Transfer to Texarkana, TX Gen Fund - I P	18,900	18,900	18,900	18,900
Transfer to Texarkana, TX Gen Fund	22,500	37,500	37,500	37,500
Millwood Water Rights Fund	541,522	541,522	541,522	541,522
Millwood Depreciation Fund	386,505	486,000	486,000	486,000
North Texarkana Depreciation Fund	19,350	20,000	20,000	20,000
Mandeville Depreciation Fund	5,000	5,000	5,000	5,000

TEXARKANA WATER UTILITIES

COMBINED REVENUE FUNDS

	<i>Actual FY 2019</i>	<i>Proposed FY 2020</i>	<i>Revised FY 2020</i>	<i>Proposed FY 2021</i>
Union Depreciation Fund	25,000	25,000	25,000	25,000
Equipment Acquisition Fund	340,381	450,000	450,000	450,000
Technology Fund	389,800	700,000	700,000	570,000
Customer Loan Fund	0	0	0	0
Personnel Policy Fund	120,000	120,000	150,000	230,000
Capital Improvement Fund	1,618,422	1,350,000	1,350,000	1,300,000
Infrastructure Fund	905,347	885,272	888,368	840,348
Compost Fund	100,000	100,000	100,000	0
WP Corps of Engineers Cost Fund	1,648,419	1,578,419	1,578,419	1,578,419
LTWSC Capital Improvement Fund	489,199	458,068	458,068	622,617
River Bend Water District	122,010	2,208,300	1,857,022	1,952,235
Wagner Creek Capital Improvement	50,000	100,000	100,000	0
SR WWTP Depreciation Fund	259,955	240,000	240,000	250,000
Transfer to AR Gen Fund (In Lieu of Tax)	144,430	172,420	151,240	180,280
Transfer to AR Gen Fund	139,250	228,000	88,750	228,000
Other/Legal	153,022	121,155	122,000	122,000
TOTAL OTHER EXPENDITURES	7,499,012	9,845,556	9,367,789	9,457,821
TOTAL ALL EXPENDITURES	29,228,076	33,839,999	31,600,115	33,210,411
ENDING BALANCE	6,455,004	4,799,299	5,384,488	4,311,503

TEXARKANA WATER UTILITIES
TEXAS REVENUE COMBINED

Contains Interfund Transfers

	<i>Actual FY 2019</i>	<i>Proposed FY 2020</i>	<i>Revised FY 2020</i>	<i>Proposed FY 2021</i>
BEGINNING BALANCE	4,944,110	4,886,327	4,199,817	3,698,186
REVENUE				
Water and Sewer Sales	13,561,423	13,941,079	13,608,716	13,640,016
Water Connection Fees	7,721	9,600	8,060	8,060
Service Charge	571,003	601,610	472,220	599,220
Regional Water Treatment Plant Fees	0	2,591,588	2,152,528	2,271,544
Wholesale Water Sales	2,507,626	2,974,081	2,880,637	2,871,972
Wholesale Sewer Charges	565,441	567,200	563,100	563,100
Total Sales and Fees	17,213,214	20,685,158	19,685,261	19,953,912
AR Share TX DS Projected	0	0	0	0
Total DS Transfers in	0	0	0	0
Interest Income	85,882	108,900	55,514	54,403
I.P. Service Charge	35,367	40,300	40,300	40,300
I.P. Service Charge (Expan)	18,900	18,900	18,900	18,900
I.P. Water Rights	0	0	0	0
AR Share LT Operations	607,448	612,503	607,073	700,167
UN Share LT Operations	45,792	46,741	45,764	52,782
MN Share LT Operations	11,734	12,242	11,727	13,525
MC Share Wtr Operations (Cash B)	815,059	754,255	814,556	814,808
Transfer from Customer Loan Fund	0	0	0	0
Miscellaneous Income	416,268	407,067	444,302	349,522
Total Other	2,036,450	2,000,908	2,038,136	2,044,407
TOTAL REVENUES	19,249,664	22,686,066	21,723,397	21,998,319
TOTAL FUNDS AVAILABLE	24,193,774	27,572,394	25,923,214	25,696,505
EXPENDITURES				
Total Operating Expenses	13,201,462	14,721,518	13,220,059	14,712,845
Share of North Texarkana Operations	72,076	103,116	102,305	105,146
Share of Millwood Operations	652,576	619,036	820,899	705,454
Total Operating Expenditures	13,926,114	15,443,670	14,143,263	15,523,445
Bond Fund 2004/ 2020 Ref Bond	183,666	184,119	107,563	172,823
Bond Fund 2005	0	0	0	0
Bond Fund 2013	154,414	158,235	164,415	151,416
Bond Fund (Projected)	0	0	0	0

TEXARKANA WATER UTILITIES
TEXAS REVENUE COMBINED

Contains Interfund Transfers

	Actual FY 2019	Proposed FY 2020	Revised FY 2020	Proposed FY 2021
Total TX Debt Service	338,080	342,354	271,978	324,239
Share 1998 AR Debt Service	92,190	92,362	91,778	0
Share 1998-B AR Debt Service	16,870	16,900	16,852	0
Share 2007 AR Refunding Bonds	417,044	421,200	400,447	426,304
Total DS Transfers to AR	526,104	530,462	509,077	426,304
Transfer to Gen Fund - I P	18,900	18,900	18,900	18,900
Transfer to Gen Fund	22,500	37,500	37,500	37,500
Millwood Depreciation Fund	330,720	430,830	430,830	430,710
North Texarkana Depreciation Fund	7,150	7,800	7,800	7,800
Equipment Acquisition Fund	213,793	284,490	284,490	357,850
Technology Fund	244,833	442,540	442,540	359,898
Customer Service Loan Fund	0	0	0	0
Personnel Policy Fund	100,000	100,000	130,000	130,000
Capital Improvement Fund	1,290,422	1,200,000	1,200,000	1,050,000
Infrastructure Fund	572,331	622,256	622,256	574,236
Compost Fund	62,810	63,220	63,220	0
WP Corps of Engineers Cost Fund	1,648,419	1,578,419	1,578,419	1,578,419
LT Capital Improvement Fund	307,266	289,590	289,590	378,367
River Bend Water District	122,010	2,208,300	1,857,022	1,952,235
Wagner Creek Capital Improvement	50,000	100,000	100,000	0
SR WWTP Depreciation Fund	94,215	133,487	133,487	157,850
Other/Legal	118,290	104,655	104,655	104,655
Total Other	5,203,659	7,621,987	7,300,709	7,138,420
TOTAL EXPENDITURES	19,993,957	23,938,473	22,225,027	23,412,408
ENDING BALANCE	4,199,817	3,633,921	3,698,186	2,284,098

TEXARKANA WATER UTILITIES
TEXAS REVENUE FUND

Contains Interfund Transfers

	Actual FY 2019	Proposed FY 2020	Revised FY 2020	Proposed FY 2021
BEGINNING BALANCE	4,944,110	4,886,327	4,199,817	3,698,186
REVENUE				
Water and Sewer Sales	13,561,423	13,941,079	13,608,716	13,640,016
Water Connection Fees	7,721	9,600	8,060	8,060
Service Charge	571,003	601,610	472,220	599,220
Regional Water Treatment Plant Fees	0	2,591,588	2,152,528	2,271,544
Wholesale Water Sales	1,378,757	1,437,000	1,368,100	1,368,100
Wholesale Sewer Charges	565,441	567,200	563,100	563,100
Total Sales and Fees	16,084,345	19,148,077	18,172,724	18,450,040
AR Share TX DS Projected	0	0	0	0
Total DS Transfers in	0	0	0	0
Interest Income	85,882	108,900	55,514	54,403
I.P. Service Charge	35,367	40,300	40,300	40,300
I.P. Service Charge (Expan)	18,900	18,900	18,900	18,900
AR Share LT Operations	607,448	612,503	607,073	700,167
UN Share LT Operations	45,792	46,741	45,764	52,782
MN Share LT Operations	11,734	12,242	11,727	13,525
MC Share Wtr Operations (Cash B)	815,059	754,255	814,556	814,808
Transfer from Customer Loan Fund	0	0	0	0
Miscellaneous Income	416,268	407,067	444,302	349,522
Total Other	2,036,450	2,000,908	2,038,136	2,044,407
TOTAL REVENUES	18,120,795	21,148,985	20,210,860	20,494,447
TOTAL FUNDS AVAILABLE	23,064,905	26,035,313	24,410,677	24,192,633
EXPENDITURES				
Total Operating Expenses	12,072,593	13,184,437	11,707,522	13,208,973
Total Capital Outlay	0	0	0	0
Share of North Texarkana Operations	72,076	103,116	102,305	105,146
Share of Millwood Operations	652,576	619,036	820,899	705,454
Total Operating Expenditures	12,797,245	13,906,589	12,630,726	14,019,573
Bond Fund 2004/ 2020 Ref Bond	183,666	184,119	107,563	172,823
Bond Fund 2005	0	0	0	0
Bond Fund 2013	154,414	158,235	164,415	151,416
Bond Fund (Projected)	0	0	0	0

TEXARKANA WATER UTILITIES
TEXAS REVENUE FUND

Contains Interfund Transfers

	Actual FY 2019	Proposed FY 2020	Revised FY 2020	Proposed FY 2021
Total TX Debt Service	338,080	342,354	271,978	324,239
Share 1998 AR Debt Service	92,190	92,362	91,778	0
Share 1998-B AR Debt Service	16,870	16,900	16,852	0
Share 2007 AR Refunding Bonds	417,044	421,200	400,447	426,304
Total DS Transfers to AR	526,104	530,462	509,077	426,304
Transfer to Gen Fund - I P	18,900	18,900	18,900	18,900
Transfer to Gen Fund	22,500	37,500	37,500	37,500
Millwood Depreciation Fund	330,720	430,830	430,830	430,710
North Texarkana Depreciation Fund	7,150	7,800	7,800	7,800
Equipment Acquisition Fund	213,793	284,490	284,490	357,850
Technology Fund	244,833	442,540	442,540	359,898
Customer Loan Fund	0	0	0	0
Personnel Policy Fund	100,000	100,000	130,000	130,000
Capital Improvement Fund	1,290,422	1,200,000	1,200,000	1,050,000
Infrastructure Fund	572,331	622,256	622,256	574,236
Compost Fund	62,810	63,220	63,220	0
WP Corps of Engineers Cost Fund	1,648,419	1,578,419	1,578,419	1,578,419
LT Capital Improvement Fund	307,266	289,590	289,590	378,367
River Bend Water District	122,010	2,208,300	1,857,022	1,952,235
Wagner Creek Capital Improvement	50,000	100,000	100,000	0
SR WWTP Depreciation Fund	94,215	133,487	133,487	157,850
Other/Legal	118,290	104,655	104,655	104,655
Total Other	5,203,659	7,621,987	7,300,709	7,138,420
TOTAL EXPENDITURES	18,865,088	22,401,392	20,712,490	21,908,536
ENDING BALANCE	4,199,817	3,633,921	3,698,186	2,284,098

TEXARKANA WATER UTILITIES
IP WATER REVENUE FUND

Contains Interfund Transfers

	<i>Actual FY 2019</i>	<i>Proposed FY 2020</i>	<i>Revised FY 2020</i>	<i>Proposed FY 2021</i>
BEGINNING BALANCE	0	0	0	0
REVENUE				
Wholesale Water Sales	1,128,869	1,537,081	1,512,537	1,503,872
Total Sales and Fees	1,128,869	1,537,081	1,512,537	1,503,872
TOTAL REVENUES	1,128,869	1,537,081	1,512,537	1,503,872
TOTAL FUNDS AVAILABLE	1,128,869	1,537,081	1,512,537	1,503,872
EXPENDITURES				
Total Operating Expenses	1,128,869	1,537,081	1,512,537	1,503,872
Total Capital Outlay	0	0	0	0
Total Operating Expenditures	1,128,869	1,537,081	1,512,537	1,503,872
TOTAL EXPENDITURES	1,128,869	1,537,081	1,512,537	1,503,872
ENDING BALANCE	0	0	0	0

TEXARKANA WATER UTILITIES

COMBINED ARKANSAS, MANDEVILLE, UNION*Contains Interfund Transfers*

	Actual FY 2019	Proposed FY 2020	Revised FY 2020	Proposed FY 2021
BEGINNING BALANCE	2,940,388	2,272,669	2,255,187	1,686,302
REVENUE				
Water and Sewer Sales	8,227,334	8,517,617	8,647,808	9,790,022
Water Connection Fees	4,700	4,400	4,550	4,550
Service Charge	415,476	416,021	259,952	410,260
Wholesale Water Sales	60,480	59,300	57,100	57,100
Total Sales and Fees	8,707,990	8,997,338	8,969,410	10,261,932
Texas Share 1998 Debt Service	92,190	92,362	91,778	0
Texas Share 1998-B Debt Service	16,870	16,900	16,852	0
Texas Share 2007 Refunding	417,044	421,200	400,447	426,304
Transfers from Mandeville & Union	0	0	0	0
TX Share McKinney Bayou Operations	72,076	103,116	102,305	105,146
TX Share Millwood Operations	652,576	619,036	820,899	705,454
UN Share Millwood Operations	25,845	15,479	20,874	15,470
MN Share Millwood Operations	6,640	4,076	5,363	3,975
Total Transfers In	1,283,241	1,272,169	1,458,518	1,256,349
Interest Income	22,655	10,625	26,674	26,141
Miscellaneous Income	483,247	457,758	474,683	414,508
Total Other	505,902	468,383	501,357	440,649
TOTAL REVENUES	10,497,133	10,737,890	10,929,286	11,958,929
TOTAL FUNDS AVAILABLE	13,437,521	13,010,559	13,184,472	13,645,232
EXPENDITURES				
Total Operating Expenses	6,680,304	7,428,573	7,282,608	7,549,526
Total Capital Outlays	0	0	0	0
Share in LTWSC Operations	664,974	671,486	664,564	766,474
Total Operating	7,345,278	8,100,059	7,947,172	8,316,000
Bond Fund 1998	291,801	292,194	290,348	0
Bond Fund 1998-B	53,355	53,463	53,313	0
Bond Fund 2001	68,029	68,150	67,959	68,155
Bond Fund 2004A	147,609	147,866	147,492	147,916
Bond Fund 2004B	260,550	260,997	260,358	261,107
Bond Fund 2007 Refunding	720,359	698,883	664,448	708,247
Total AR Debt Service	1,541,703	1,521,553	1,483,918	1,185,425

TEXARKANA WATER UTILITIES

COMBINED ARKANSAS, MANDEVILLE, UNION*Contains Interfund Transfers*

	Actual FY 2019	Proposed FY 2020	Revised FY 2020	Proposed FY 2021
Share of TX DS Projected	0	0	0	0
Total DS Transfers to TX	0	0	0	0
Millwood Water Rights Fund	541,522	541,522	541,522	541,522
Millwood Depreciation Fund	55,785	55,170	55,170	55,290
McKinney Bayou Depreciation Fund	12,200	12,200	12,200	12,200
Mandeville Depreciation	5,000	5,000	5,000	5,000
Union Depreciation	25,000	25,000	25,000	25,000
Equipment Acquisition Fund	126,588	165,510	165,510	92,150
Technology Fund	144,967	257,460	257,460	210,102
Personnel Policy	20,000	20,000	20,000	100,000
Customer Loan Fund	0	0	0	0
Capital Improvement Fund	328,000	150,000	150,000	250,000
Infrastructure Fund	333,016	263,016	266,112	266,112
Compost Fund	37,190	36,780	36,780	0
LTWSC Capital Imp. Fund	181,933	168,478	168,478	244,250
SR WWTP Depreciation Fund	165,740	106,513	106,513	92,150
Transfer to General Fund (In Lieu of Tax	144,430	172,420	151,240	176,240
Transfer to General Fund	139,250	228,000	88,750	30,000
Other (Including Legal)	34,732	16,500	17,345	17,345
Total Other	2,295,353	2,223,569	2,067,080	2,117,361
TOTAL EXPENDITURES	11,182,334	11,845,181	11,498,170	11,618,786
ENDING BALANCE	2,255,187	1,165,378	1,686,302	2,026,446

TEXARKANA WATER UTILITIES
ARKANSAS REVENUE FUND

Contains Interfund Transfers

	Actual FY 2019	Proposed FY 2020	Revised FY 2020	Proposed FY 2021
BEGINNING BALANCE	2,790,907	2,112,212	2,099,006	1,501,092
REVENUE				
Water and Sewer Sales	7,727,796	8,011,047	8,123,668	9,265,882
Water Connection Fees	3,750	3,650	3,650	3,650
Service Charge	392,820	393,700	237,665	387,965
Wholesale Water Sales	60,480	59,300	57,100	57,100
Total Sales and Fees	8,184,846	8,467,697	8,422,083	9,714,597
Texas Share 1998 Debt Service	92,190	92,362	91,778	0
Texas Share 1998-B Debt Service	16,870	16,900	16,852	0
Texas Share 2007 Refunding	417,044	421,200	400,447	426,304
Transfers from Mandeville & Union	0	0	0	0
Transfer from Customer Loan Fund	0	0	0	0
TX Share North Texarkana Operations	72,076	103,116	102,305	105,146
TX Share Millwood Operations	652,576	619,036	820,899	705,454
UN Share Millwood Operations	25,845	15,479	20,874	15,470
MN Share Millwood Operations	6,640	4,076	5,363	3,975
Total Transfers In	1,283,241	1,272,169	1,458,518	1,256,349
Interest Income	22,655	10,625	26,674	26,141
Miscellaneous Income	469,098	442,202	465,216	405,036
Total Other	491,753	452,827	491,890	431,177
TOTAL REVENUES	9,959,840	10,192,693	10,372,492	11,402,122
TOTAL FUNDS AVAILABLE	12,750,747	12,304,905	12,471,498	12,903,214
EXPENDITURES				
Total Operating Expenses	6,541,287	7,290,149	7,143,084	7,412,900
Total Capital Outlays	0	0	0	0
Share in LTWSC Operations	607,448	612,503	607,073	700,167
Total Operating	7,148,735	7,902,652	7,750,157	8,113,067
Bond Fund 1998	291,801	292,194	290,348	0
Bond Fund 1998-B	53,355	53,463	53,313	0
Bond Fund 2001	68,029	68,150	67,959	68,155
Bond Fund 2004B	122,664	122,760	122,459	122,811
Bond Fund 2007 Refunding	720,359	698,883	664,448	708,247
Total AR Debt Service	1,256,208	1,235,450	1,198,527	899,213

TEXARKANA WATER UTILITIES
ARKANSAS REVENUE FUND

Contains Interfund Transfers

	Actual FY 2019	Proposed FY 2020	Revised FY 2020	Proposed FY 2021
Share TX DS Projected	0	0	0	0
Total DS Transfers to TX	<u>0</u>	<u>0</u>	<u>0</u>	<u>0</u>
Millwood Water Rights Fund	541,522	541,522	541,522	541,522
Millwood Depreciation Fund	55,785	55,170	55,170	55,290
North Texarkana WWTP Depr. Fund	12,200	12,200	12,200	12,200
Equipment Acquisition Fund	126,588	165,510	165,510	92,150
Technology Fund	144,967	257,460	257,460	210,102
Personnel Policy	20,000	20,000	20,000	100,000
Customer Loan Fund	0	0	0	0
Capital Improvement Fund	328,000	150,000	150,000	250,000
Infrastructure Fund	333,016	263,016	266,112	266,112
Compost Fund	37,190	36,780	36,780	0
LTWSC Capital Imp. Fund	163,378	153,120	153,120	222,678
SR WWTP Depreciation Fund	165,740	106,513	106,513	92,150
Transfer to Gen. Fund (In Lieu of Tax)	144,430	172,420	151,240	176,240
Transfer to General Fund	139,250	228,000	88,750	30,000
Other (Including Legal)	34,732	16,500	17,345	17,345
Total Other	<u>2,246,798</u>	<u>2,178,211</u>	<u>2,021,722</u>	<u>2,065,789</u>
TOTAL EXPENDITURES	<u>10,651,741</u>	<u>11,316,313</u>	<u>10,970,406</u>	<u>11,078,069</u>
ENDING BALANCE	<u>2,099,006</u>	<u>988,592</u>	<u>1,501,092</u>	<u>1,825,145</u>

TEXARKANA WATER UTILITIES
MANDEVILLE REVENUE FUND

Contains Interfund Transfers

	Actual FY 2019	Proposed FY 2020	Revised FY 2020	Proposed FY 2021
BEGINNING BALANCE	26,238	22,636	22,200	26,738
REVENUE				
Water and Sewer Sales	76,756	76,270	80,910	80,910
Water Connection Fees	300	150	250	250
Service Charge	4,427	4,380	4,600	4,600
Total Sales and Fees	81,483	80,800	85,760	85,760
Interest Income	0	0	0	0
Miscellaneous Income	1,476	1,731	2,005	2,005
Total Other	1,476	1,731	2,005	2,005
TOTAL REVENUES	82,959	82,531	87,765	87,765
TOTAL FUNDS AVAILABLE	109,197	105,167	109,965	114,503
EXPENDITURES				
Total Operating Expenses	24,962	25,540	24,381	25,201
Capital Outlays	0	0	0	0
Share of MW Operations	6,640	4,076	5,363	3,975
Share of LT Operations	11,734	12,242	11,727	13,525
Total Operating	43,336	41,858	41,471	42,701
Bond Fund 2004A	10,091	10,109	10,083	10,112
Bond Fund 2004B	23,477	23,517	23,459	23,527
Total Debt Service	33,568	33,626	33,542	33,639
Transfer to Arkansas Fund	0	0	0	0
Depreciation Fund	5,000	5,000	5,000	5,000
LWSC Capital Improvement Fund	5,093	3,214	3,214	4,426
Total Other	10,093	8,214	8,214	9,426
TOTAL EXPENDITURES	86,997	83,698	83,227	85,766
ENDING BALANCE	22,200	21,469	26,738	28,737

TEXARKANA WATER UTILITIES
UNION REVENUE FUND

Contains Interfund Transfers

	Actual FY 2019	Proposed FY 2020	Revised FY 2020	Proposed FY 2021
BEGINNING BALANCE	123,243	137,821	133,981	158,473
REVENUE				
Water and Sewer Sales	422,782	430,300	443,230	443,230
Water Connection Fees	650	600	650	650
Service Charge	18,229	17,941	17,687	17,695
Total Sales and Fees	441,661	448,841	461,567	461,575
Interest Income	0	0	0	0
Miscellaneous Income	12,673	13,825	7,462	7,467
Total Other	12,673	13,825	7,462	7,467
TOTAL REVENUES	454,334	462,666	469,029	469,042
TOTAL FUNDS AVAILABLE	577,577	600,487	603,010	627,515
EXPENDITURES				
Total Operating Expenses	81,570	93,329	88,906	91,980
Capital Outlays	0	0	0	0
Share of MW Operations	25,845	15,479	20,874	15,470
Share of LT Operations	45,792	46,741	45,764	52,782
Total Operating	153,207	155,549	155,544	160,232
Bond Fund 2004A	137,518	137,757	137,409	137,804
Bond Fund 2004B	114,409	114,720	114,440	114,769
Total Debt Service	251,927	252,477	251,849	252,573
Transfer to Arkansas Fund	0	0	0	0
Depreciation Fund	25,000	25,000	25,000	25,000
LTWSC Capital Improvement Fund	13,462	12,144	12,144	17,146
Total Other	38,462	37,144	37,144	42,146
TOTAL EXPENDITURES	443,596	445,170	444,537	454,951
ENDING BALANCE	133,981	155,317	158,473	172,564

Section II

Bond Funds



TEXARKANA WATER UTILITIES
Arkansas 1998 Bond Fund

	<i>Actual FY 2019</i>	<i>Proposed FY 2020</i>	<i>Revised FY 2020</i>	<i>Proposed FY 2021</i>
BEGINNING BALANCE	147,274	146,612	147,434	145,603
REVENUE				
From Revenue Fund	291,801	292,194	290,348	0
Interest Income	1,583	1,045	1,045	1,024
TOTAL REVENUE	293,384	293,239	291,393	1,024
TOTAL FUNDS AVAILABLE	440,658	439,851	438,827	146,627
EXPENDITURES				
Interest Expense - October	10,500	7,947	7,947	2,698
Interest Expense - April	10,500	5,347	5,347	
Principal - October	136,112	138,665	138,665	143,929
Principal - April	136,112	141,265	141,265	
TOTAL EXPENDITURES	293,224	293,224	293,224	146,627
ENDING BALANCE	147,434	146,627	145,603	0
Transfers from Revenue:				
Texas Percent	31.60975%	31.60975%	31.60975%	31.60975%
Texas Share 61-991-911728	92,190	92,362	91,778	0
Arkansas Share	199,611	199,832	198,570	0
Total	291,801	292,194	290,348	0
Total Interest	21,000	13,294	13,294	2,698
Total Principal	272,224	279,930	279,930	143,929
Total	293,224	293,224	293,224	146,627

TEXARKANA WATER UTILITIES

ARKANSAS 1998-B BOND FUND

	<i>Actual FY 2019</i>	<i>Proposed FY 2020</i>	<i>Revised FY 2020</i>	<i>Proposed FY 2021</i>
BEGINNING BALANCE	26,940	26,819	26,969	26,834
REVENUE				
From Revenue Fund	53,355	53,463	53,313	0
Interest Income	312	190	190	0
TOTAL REVENUE	53,667	53,653	53,503	0
TOTAL FUNDS AVAILABLE	80,607	80,472	80,472	26,834
EXPENDITURES				
Interest Expense - October	1,921	1,454	1,454	494
Interest Expense - April	1,921	978	978	
Principal - October	24,898	25,365	25,365	26,340
Principal - April	24,898	25,841	25,841	
TOTAL EXPENDITURES	53,638	53,638	53,638	26,834
ENDING BALANCE	26,969	26,834	26,834	0
Transfers from Revenue:				
Texas Percent	31.60975%	31.60975%	31.60975%	31.60975%
Texas Share 61-991-911729	16,870	16,900	16,852	0
Arkansas Share	36,485	36,563	36,461	0
Total	53,355	53,463	53,313	0
Total Interest	3,842	2,432	2,432	494
Total Principal	49,796	51,206	51,206	26,340
Total	53,638	53,638	53,638	26,834

TEXARKANA WATER UTILITIES

Arkansas 2001 Bond Fund

	<i>Actual FY 2019</i>	<i>Proposed FY 2020</i>	<i>Revised FY 2020</i>	<i>Proposed FY 2021</i>
BEGINNING BALANCE	34,349	34,195	34,386	34,195
REVENUE				
From Revenue Fund	68,029	68,150	67,959	68,155
Interest Income	398	240	240	235
TOTAL REVENUE	68,427	68,390	68,199	68,390
TOTAL FUNDS AVAILABLE	102,776	102,585	102,585	102,585
EXPENDITURES				
Interest Expense - October	4,618	4,137	4,137	3,152
Interest Expense - April	4,618	3,649	3,649	2,648
Principal - October	29,577	30,058	30,058	31,043
Principal - April	29,577	30,546	30,546	31,547
TOTAL EXPENDITURES	68,390	68,390	68,390	68,390
ENDING BALANCE	34,386	34,195	34,195	34,195

TEXARKANA WATER UTILITIES

Arkansas 2004A Bond Fund (Mandeville & Union)

	<i>Actual FY 2019</i>	<i>Proposed FY 2020</i>	<i>Revised FY 2020</i>	<i>Proposed FY 2021</i>
BEGINNING BALANCE	74,551	74,203	74,617	74,203
REVENUE				
From Revenue Fund	147,609	147,866	147,492	147,916
Interest Income	863	540	500	490
TOTAL REVENUE	148,472	148,406	147,992	148,406
TOTAL FUNDS AVAILABLE	223,023	222,609	222,609	222,609
EXPENDITURES				
Interest Expense - October	12,056	11,047	11,047	8,977
Interest Expense - April	12,056	10,020	10,020	7,917
Principal - October	62,147	63,156	63,156	65,226
Principal - April	62,147	64,183	64,183	66,286
TOTAL EXPENDITURES	148,406	148,406	148,406	148,406
ENDING BALANCE	74,617	74,203	74,203	74,203
Transfers from Revenue:				
Mandeville Percent	6.836290%	6.836290%	6.836290%	6.836290%
Mandeville Fund	10,091	10,109	10,083	10,112
Union Fund	137,518	137,757	137,409	137,804
Total	147,609	147,866	147,492	147,916
Ending Balance:				
Mandeville Percent	6.836290%	6.836290%	6.836290%	6.836290%
Mandeville Fund	5,100	5,073	5,073	5,073
Union Fund	69,518	69,130	69,130	69,130
Total	74,617	74,203	74,203	74,203

TEXARKANA WATER UTILITIES

Arkansas 2004B Bond Fund (AR, MNDVL & UN)

	<i>Actual FY 2019</i>	<i>Proposed FY 2020</i>	<i>Revised FY 2020</i>	<i>Proposed FY 2021</i>
BEGINNING BALANCE	131,557	130,966	131,699	130,966
REVENUE				
From Revenue Fund	260,550	260,997	260,358	261,107
Interest Income	1,524	935	842	825
TOTAL REVENUE	262,074	261,932	261,199	261,932
TOTAL FUNDS AVAILABLE	393,631	392,898	392,898	392,898
EXPENDITURES				
Interest Expense - October	26,458	24,759	24,759	21,280
Interest Expense - April	26,458	23,033	23,033	19,497
Principal - October	104,508	106,207	106,207	109,686
Principal - April	104,508	107,933	107,933	111,469
TOTAL EXPENDITURES	261,932	261,932	261,932	261,932
ENDING BALANCE	131,699	130,966	130,966	130,966
Transfer From Revenue:				
Arkansas Fund	122,664	122,760	122,459	122,811
Mandeville Fund	23,477	23,517	23,459	23,527
Union Fund	114,409	114,720	114,440	114,769
Total	260,550	260,997	260,358	261,107
Ending Balance:				
Arkansas Fund	61,744	61,600	61,600	61,600
Mandeville Fund	11,759	11,800	11,800	11,800
Union Fund	58,196	57,566	57,566	57,566
Total	131,699	130,966	130,966	130,966

TEXARKANA WATER UTILITIES

Arkansas 2007 Refunding Bond Fund

	<i>Actual FY 2019</i>	<i>Proposed FY 2020</i>	<i>Revised FY 2020</i>	<i>Proposed FY 2021</i>
BEGINNING BALANCE	77,952	59,892	98,768	60,092
REVENUE				
From Revenue Fund	720,359	698,883	664,356	708,340
From Reserve Fund	13,190	14,465	12,611	9,857
Interest Income	7,775	5,560	3,065	3,004
TOTAL REVENUE	741,324	718,908	680,032	721,201
TOTAL FUNDS AVAILABLE	819,276	778,800	778,800	781,293
EXPENDITURES				
Interest Expense - March	87,754	76,854	76,854	65,554
Interest Expense - September	87,754	76,854	76,854	65,554
Principal - September	545,000	565,000	565,000	590,000
Agent Fees				
TOTAL EXPENDITURES	720,508	718,708	718,708	721,108
ENDING BALANCE	98,768	60,092	60,092	60,185
Transfers from Revenue:				
Texas Percentage (X .9533)	62.81%	63.22%	63.22%	63.14%
Texas 61-991-911740	417,044	421,200	400,392	426,360
Arkansas	303,315	277,683	263,964	281,980
Total	720,359	698,883	664,356	708,340

TEXARKANA WATER UTILITIES

Arkansas 2007 Bond Reserve Fund

	<i>Actual FY 2019</i>	<i>Proposed FY 2020</i>	<i>Revised FY 2020</i>	<i>Proposed FY 2021</i>
BEGINNING BALANCE	725,245	725,910	727,799	725,245
REVENUE				
Interest Income	15,744	13,800	10,058	9,857
TOTAL REVENUE	15,744	13,800	10,058	9,857
TOTAL FUNDS AVAILABLE	740,989	739,710	737,857	735,102
EXPENDITURES				
Transfer to 2007 Bond	13,190	14,465	12,612	9,857
TOTAL EXPENDITURES	13,190	14,465	12,612	9,857
ENDING BALANCE	727,799	725,245	725,245	725,245

TEXARKANA WATER UTILITIES

Texas 2013 Bond Fund

	<i>Actual FY 2019</i>	<i>Proposed FY 2020</i>	<i>Revised FY 2020</i>	<i>Proposed FY 2021</i>
BEGINNING BALANCE	28,058	27,666	28,026	27,509
REVENUE				
Transfer from Revenue Fund	154,414	158,235	164,415	151,416
Transfer from Reserve Fund	7,650	6,046	155	10,821
Interest Income	1,598	1,238	907	907
TOTAL REVENUE	163,662	165,519	165,477	163,144
TOTAL FUNDS AVAILABLE	191,720	193,185	193,503	190,653
EXPENDITURES				
Interest-February	36,847	35,497	35,497	34,072
Interest-August	36,847	35,497	35,497	34,072
Principal	90,000	95,000	95,000	95,000
Agent Fees				
TOTAL EXPENDITURES	163,694	165,994	165,994	163,144
ENDING BALANCE	28,026	27,191	27,509	27,509

TEXARKANA WATER UTILITIES

Texas 2020 Refunding Bond Fund (Ref 2004 Bond)

	<i>Actual FY 2019</i>	<i>Proposed FY 2020</i>	<i>Revised FY 2020</i>	<i>Proposed FY 2021</i>
BEGINNING BALANCE	32,230	32,529	32,511	124,433
REVENUE				
Transfer from Revenue Fund	183,666	184,119	107,563	172,823
Transfer from Reserve Fund	9,043	6,982	178	12,898
Interest Income	1,047	1,066	1,066	1,066
TOTAL REVENUE	193,756	192,167	108,807	186,787
TOTAL FUNDS AVAILABLE	225,986	224,696	141,318	311,220
EXPENDITURES				
Interest-February	18,388	15,088	15,088	3,300
Interest-August	15,087	11,581	1,797	2,190
Principal	160,000	165,000	0	185,000
Agent Fees				
TOTAL EXPENDITURES	193,475	191,669	16,885	190,490
ENDING BALANCE	32,511	33,027	124,433	120,730

TEXARKANA WATER UTILITIES
TEXAS BOND RESERVE FUND

	<i>Actual FY 2019</i>	<i>Proposed FY 2020</i>	<i>Revised FY 2020</i>	<i>Proposed FY 2021</i>
BEGINNING BALANCE	720,832	717,167	704,472	717,167
REVENUE				
Transfer from Revenue Fund				
Interest Income	333	13,028	23,719	23,719
TOTAL REVENUE	333	13,028	23,719	23,719
TOTAL FUNDS AVAILABLE	721,165	730,195	728,191	740,886
EXPENDITURES				
Transfer Interest to 2004/ 2020 Bond Fund	9,043	6,982	178	12,898
Transfer Interest to 2013 Bond Fund	7,650	6,046	155	10,821
TOTAL EXPENDITURES	16,693	13,028	333	23,719
ENDING BALANCE	704,472	717,167	727,858	717,167

Section III

Capital Funds



TEXARKANA WATER UTILITIES
Arkansas Capital Improvement Fund

		<i>Actual FY 2019</i>	<i>Proposed FY 2020</i>	<i>Revised FY 2020</i>	<i>Proposed FY 2021</i>
BEGINNING BALANCE		176,344	172,715	211,603	198,030
REVENUE					
Transfers from Revenue Fund	61-994-941211	328,000	150,000	150,000	250,000
Additional Transfers from Revenue- Inventory	61-994-941211	1,361			
Interest Income	61-911-611116				
Pro-rata Income - Cust	61-991-911215	1,511	1,670	1,850	1,680
Plans/ Permits	61-080-481119		250	0	250
Grant Income					
TOTAL REVENUE		330,872	151,920	151,850	251,930
TOTAL FUNDS AVAILABLE		507,216	324,635	363,453	449,960
	Water Projects --> 61-000-135111 + Proj No.				
	Sewer Projects --> 61-000-135131 + Proj No.				
	Equipment --> 61-000-135151 + Proj No.				
EXPENDITURES					
Water System Improvements- 2018	A121820	3,404			
Loop Dead End Water Mains- Owl Ridge Subdivi.	A121821	9,172			
Install New Fire Hydrant- East 9th	A121822	624			
Lakewood Chloramine Booster Station	A121824	19,000			
Loop WL- 1,800', 8" E 18th Jefferson to Franklin	A121825	27,154			
Chlorine Conversion Project	A121826	247			
MCPWA Reimbursable-Air Valve Installation	A121827	202			
Txk, AR Sewer Trunk Main Replacement	A121828	2,375	0	128	
Water System Improvements- 2019	A121920	30,013			
Sewer System Improvements- 2019	A121940	14,636			
Loop Dead End Mains- 2019	A121921	15,775			
(30) Water Line Air Valves-Lakewood Area	A121922	57,986			
Tennessee Rd Sewer Extension (Pro-rata)	A121923	33,319			
Cooper Tire Water Line Repair-RR & AR Viaduct	A121924	5,762			
Sewer Extension-N. of I-30/TASD School Area	A121925	10,215			
Lavender LN 6" Water Main Repl	A121926	23,830	0	47,979	
Flying J Lift Station Pump Rebuild	A121941	22,601			
MCPWA Reimbursable-(3) Flush Stations	A121927	13,225			
Lakewood Softstart #3 Pump Drive/ Pump	A121928	6,072	0	8,412	
Water System Improvements- 2020	A122020		35,000	16,000	
Sewer System Improvements- 2020	A122040		30,000	5,065	
Loop Dead End Water Mains- 2020	A122021		40,000	0	
Chlorine Conversion Project- 2020	A122022		78,000	38,614	
N. Sanderson Ln Sewer Extension	A122041		50,000	2,500	56,721
Tennessee Rd Sewer Extension	A122042		85,000	0	
Front Street 8" Water Extension	A122023		0	15,633	
Emergency 36" Water Line Repair-North Stateline	A122028		0	3,785	
Locust Street Water Line Looping	A122029		0	16,233	
3907 Sanderson Ln Sewer Extension	A122043		0	11,074	
Hwy 82 Sewer Extension					145,000
Chlorine Conversion Project-2021					34,000
Water System Improvements- 2021					30,000
Sewer System Improvements- 2021					50,000
Loop Dead End Water Mains- 2021					75,000
College Hill Tank Overflow Repair					30,000
Arkansas Share of Rate Study					28,000
TOTAL EXPENDITURES		295,613	318,000	165,423	448,721
ENDING BALANCE		211,603	6,635	198,030	1,239

TEXARKANA WATER UTILITIES

Arkansas Infrastructure Fund

		<i>Actual FY 2019</i>	<i>Proposed FY 2020</i>	<i>Revised FY 2020</i>	<i>Proposed FY 2021</i>
BEGINNING BALANCE		263,212	137,623	90,604	134,891
REVENUE					
Transfer from Revenues-Infrastr Fees	61-994-941224	263,016	263,016	266,112	266,112
Additional Transfer from Revenues	61-994-941224	70,000	0	0	0
Interest Income	61-911-611124	2,207	2,485	0	0
TOTAL REVENUE		335,223	265,501	266,112	266,112
TOTAL FUNDS AVAILABLE		598,435	403,124	356,716	401,003
	61-000-135157- Proj No.				
EXPENDITURES					
Transfer to City Gen Fd-Storm Water	61-932-631112	87,923	87,672	88,704	88,704
Transfer to City Gen Fd-Oper-Infrastr		198,750			
U of A Way- Reloc W&S in R.O.W.	A151802		65,000	0	
Cooper Tire Rd- Repl 12" Swr Main	A151803	208			
Highland Hills LS/Cooper Tire Rd Swr	A151804	220,950		90	
Nix Creek Sewer Trunk Main					
Engineering/Design	A152001		150,000	90,000	60,000
Replace/Upsize Water Mains	A152002		70,000	17,385	50,000
Replace Brick Manholes	A152003		25,000	0	50,000
Animal Shelter Sewer Relocation	A152004			25,646	
Porter Street Sewer Improvements					116,000
AR Share-Courthouse Square W&S					34,100
TOTAL EXPENDITURES		507,831	397,672	221,825	398,804
ENDING BALANCE		90,604	5,452	134,891	2,199

TEXARKANA WATER UTILITIES

Arkansas Millwood Water Rights Fund

	<i>Actual FY 2019</i>	<i>Proposed FY 2020</i>	<i>Revised FY 2020</i>	<i>Proposed FY 2021</i>
BEGINNING BALANCE	235,089	235,357	235,377	235,571
REVENUE				
Transfer from Revenues -99.8 MGD	541,522	541,522	541,522	541,522
Interest Income	288	260	193	189
TOTAL REVENUE	541,810	541,782	541,715	541,711
TOTAL FUNDS AVAILABLE	776,899	777,139	777,092	777,282
EXPENDITURES				
Annual Principal Payment on 99.8 MGD 000-236112	155,612	159,707	159,707	163,911
Annual Interest Payment on 99.8 MGD 921-621112	385,910	381,814	381,814	377,611
TOTAL EXPENDITURES	541,522	541,522	541,522	541,522
ENDING BALANCE	235,377	235,618	235,571	235,760

TEXARKANA WATER UTILITIES

Arkansas Personnel Policy Fund

	<i>Actual FY 2019</i>	<i>Proposed FY 2020</i>	<i>Revised FY 2020</i>	<i>Proposed FY 2021</i>
BEGINNING BALANCE	236,401	206,736	225,489	141,941
REVENUE				
Transfer from Revenues	20,000	20,000	20,000	100,000
Interest Income	1,937	1,600	1,860	1,163
TOTAL REVENUE	21,937	21,600	21,860	101,163
TOTAL FUNDS AVAILABLE	258,339	228,336	247,349	243,104
EXPENDITURES				
Termination Pay	17,568	40,000	30,000	23,000
Social Security	1,344	3,060	2,295	1,760
Post Retirement Insurance	13,938	21,000	73,113	80,000
TOTAL EXPENDITURES	32,849	64,060	105,408	104,760
ENDING BALANCE	225,489	164,276	141,941	138,345
Accrued Compensated Absences:				
Arkansas:				
Current	29,140	31,000	29,500	30,000
Long Term	229,446	210,000	229,500	230,000
Total	258,586	241,000	259,000	260,000

TEXARKANA WATER UTILITIES

Millwood Water Treatment Plant Depreciation Fund

	<i>Actual FY 2019</i>	<i>Proposed FY 2020</i>	<i>Revised FY 2020</i>	<i>Proposed FY 2021</i>
BEGINNING BALANCE	1,394,369	669,848	729,991	1,092,343
REVENUE				
Transfer from Revenues	386,505	486,000	486,000	486,000
Plans/Specs/Misc	1,475	0	0	0
Interest Income	8,348	8,182	8,352	8,185
TOTAL REVENUE	396,328	494,182	494,352	494,185
TOTAL FUNDS AVAILABLE	1,790,697	1,164,030	1,224,343	1,586,528
EXPENDITURES				
Paint Bridge Pipework	A/T131901	97,586		
Storage Building	A/T131202		20,000	0
Sludge Pond Cleaning- 2019	A/T131803	212,157		
Replace Valves- Filters 5 & 6	A/T131805	298,853		
Replace Gate Actuator	A/T131806			
Repair High Service Pump	A/T131807	46,200		
Basin Lining (1)	A/T132008	370,845	375,000	0
High Service Pump Building Heat Unit	A/T131902	4,668		400,000
Clearwell Mixer	A/T131903	9,851		
#3 High Service Ball Valve/Actuator	A/T131904	11,778		
Surface Wash Nozzle Replacement	A/T131905	8,768		
Replace Security Cameras	A/T132001		7,000	7,000
Replace Valves- Filters 7 & 8	A/T132003		300,000	0
Low Service Control Panel Replacement	A/T132004		75,000	75,000
Repair High Service Pump/Motor/Actuator	A/T132005		95,000	0
SCADA Upgrade	A/T132006		60,000	0
Mixer Gearbox Repair	A/T132007		10,000	10,000
Repair Primary Disconnect	A/T132009		15,000	15,000
Emergency Low Svc Pump Motor Repairs	A/T132010		0	25,000
Sludge Pond Cleaning (only 2)- 2021				175,000
Generator Load Bank Test/Fluid Change				35,000
Flash Mixer				12,000
Chemical Bldg Roof Replacement				100,000
Automatic Transfer Switch				200,000
Low Service Repair/Rebuild				65,000
High Service Repair/Rebuild				100,000
Chlorine Analyzer				4,800
TOTAL EXPENDITURES	1,060,705	957,000	132,000	1,401,800
ENDING BALANCE	729,991	207,030	1,092,343	184,728
Transfers from Revenue:	62.81%	63.22%	63.22%	63.14%
Arkansas Share	55,785	55,170	55,170	55,290
Additional Contribution-Arkansas	0	0	0	0
Arkansas Total	55,785	55,170	55,170	55,290
Texas Share	94,215	94,830	94,830	94,710
Additional Contribution-Texas	236,505	336,000	336,000	336,000
Texas Total	330,720	430,830	430,830	430,710
Total	386,505	486,000	486,000	486,000
Ending Balances:				
Arkansas	516,480	205,128	526,389	68,198
Texas	213,512	1,902	565,955	116,530
Total	729,991	207,030	1,092,343	184,728

TEXARKANA WATER UTILITIES

North Texarkana WWTP Depreciation Fund

		<i>Actual FY 2019</i>	<i>Proposed FY 2020</i>	<i>Revised FY 2020</i>	<i>Proposed FY 2021</i>
BEGINNING BALANCE		81,441	51,441	75,413	91,376
REVENUE					
Transfer from Revenues		19,350	20,000	20,000	20,000
Interest Income	61-911-611118				
Plans/Specs					
TOTAL REVENUE		19,350	20,000	20,000	20,000
TOTAL FUNDS AVAILABLE		100,791	71,441	95,413	111,376
EXPENDITURES					
Pump/Motor/VFD Replacements-2019		14,458			
Replace UV Ballasts/Controls		5,152			
Replace AC		5,768			
Pump/Motor/VFD Replacements-2020			42,000		
Aeriation Tanks Cleaned Out/Joints Resealed			17,500	1,738	17,500
UV System Repairs				2,300	
Pump/Motor/VFD Replacements-2021					42,000
TOTAL EXPENDITURES		25,378	59,500	4,038	59,500
ENDING BALANCE		75,413	11,941	91,376	51,876
Transfers from Revenue:					
Texas Percentage		39.00000%	39.00000%	39.00000%	39.00000%
Arkansas Share	61-994-941225	12,200	12,200	12,200	12,200
Texas Share	62-994-941225	7,150	7,800	7,800	7,800
Total		19,350	20,000	20,000	20,000

TEXARKANA WATER UTILITIES

Union Depreciation Fund

		<i>Actual FY 2019</i>	<i>Proposed FY 2020</i>	<i>Revised FY 2020</i>	<i>Proposed FY 2021</i>
BEGINNING BALANCE		110,256	132,482	131,982	141,982
REVENUE					
Transfer from Revenues	82-994-941226	25,000	25,000	25,000	25,000
Transfer from Revenues-Inventory		374			
Interest Income	82-911-611118				
TOTAL REVENUE		25,374	25,000	25,000	25,000
TOTAL FUNDS AVAILABLE		135,630	157,482	156,982	166,982
	82-000-135112-Proj No.				
EXPENDITURES					
Automatic Water Flush Valves (1)- 2019	U131901	3,648			
Automatic Water Flush Valves (1)- 2020	U132001		5,000	5,000	
MC 10- Water Line Repair	U132002			10,000	
MC 10- 3" Creek Crossing	U132101				25,000
Water System Improvements	U132102				95,000
TOTAL EXPENDITURES		3,648	5,000	15,000	120,000
ENDING BALANCE		131,982	152,482	141,982	46,982

TEXARKANA WATER UTILITIES

Texas Capital Improvement Fund

		Actual FY 2019	Proposed FY 2020	Revised FY 2020	Proposed FY 2021
BEGINNING BALANCE		912,976	672,481	804,342	266,036
REVENUE					
Transfer from Revenue Fund	62-994-941211	1,290,422	1,200,000	1,200,000	1,050,000
Transfer from Gen Fund	62-932-631127			625,000	
Interest Income	62-911-611116	44,751	23,000	21,266	20,841
Prorata Fees					
Plans		25			
Other Reimbursements				3,531	
Insurance Reimbursements					
TOTAL REVENUE		1,335,198	1,223,000	1,849,797	1,070,841
TOTAL FUNDS AVAILABLE		2,248,174	1,895,481	2,654,139	1,336,877
	Water Projects --> 62-000-135111+Proj No.				
	Sewer Projects --> 62-000-135131+Proj No.				
	Equipment --> 62-000-135151+Proj No.				
EXPENDITURES					
Water System Improvements	T122020	16,197	60,000	47,791	60,000
Sewer System Improvements	T122040	94,289	60,000	37,675	60,000
Loop Dead End Water Mains	T122023		60,000	30,000	60,000
TX Fire Hydrants	T122021	2,653	35,000	0	
Manholes Where Needed	T122041	99	50,000	0	
2008 SWR Annexation	T122148	156			
Extend 8" Water Main- Gin Rd- 2,000'	T121603	180			
6" Water Main Extension-Summerhill Rd	T121822	10,601			
Automatic Water Flusher Valves (5)	T121921	15,406			
North Txk Swr Project PH II (2008 Annexation)	T121942	1,205,083	1,200,000	1,050,000	
Portion of project canceled for Funds XFR to Corps Fund		(1,200,000)			
Transfer to Corps of Engineers Fund to Reimb for portion of Funds Transferred to TXK, TX Gen Fund in FY18		1,200,000			
Palisades Drive Water Ext 8 inch	T121904	19,549			
Meadow Lane Drainage	T121905	2,950			
Loop Water Mains-Moores Ln/ N Park Area	T121906	50,309	0	2,521	
WC Pump/Motor/VFD	T121970	2,402			
2018 Annexation Engineering Fee	T122042		150,000	150,000	
Grim Apts Sewer	T121943	23,958	0	8,219	
I-30 & FM 2148- TX DOT Reimb.	T122024		0	3,531	
Elevated Tank Cathodic Repairs	T122025		30,000	0	30,000
Chlorine Conversion Project	T122022		0	12,394	
Water & Sewer Mains-104 Hubbard	T122026		0	10,866	
Looping Dead End Wtr Mains-S.TXK- PH I	T122027		0	630,184	
Pine Knoll & Cedar Hill Sewer Repl	T122043		0	23,417	
Emergency 36" Water Line Repair-North Stateline	T122028		0	6,505	
TX DOT Kings Hwy Water & Sewer Reloc	T122029		250,000	350,000	
Colonial Cir Sewer Repair	T122044		0	25,000	
I-30 Valve					80,000
2018 Annexation Areas Water & Sewer					850,000
FM 2148- 12" Water Line Relocation					150,000
FY21 Chlorine Conversion					13,000
TOTAL EXPENDITURES		1,443,832	1,895,000	2,388,103	1,303,000
ENDING BALANCE		804,342	481	266,036	33,877

TEXARKANA WATER UTILITIES

TEXAS INFRASTRUCTURE FUND

	<i>Actual FY 2019</i>	<i>Proposed FY 2020</i>	<i>Revised FY 2020</i>	<i>Proposed FY 2021</i>
BEGINNING BALANCE	874,011	214,540	259,834	47,045
REVENUE				
Transfer from Revenues	572,331	622,256	622,256	574,236
Plans & Specs	0	0	0	0
Interest Income	18,700	17,500	4,260	4,200
TOTAL REVENUE	591,031	639,756	626,516	578,436
TOTAL FUNDS AVAILABLE	1,465,042	854,296	886,350	625,481
EXPENDITURES				
West Texarkana Area Sewer Project T151802	337,740			
Transfer to Corps of Eng Fund-Reimb FY18 Transfer to City	827,000			
College Drive Area Sewer T151902	32,328	200,000	283,336	
New Boston Rd/Robison Rd Repl 12" Swr T151903		150,000	0	250,000
Eng. Design-TX DOT-Reloc W&S in ROW I-30 T151904	8,140		5,969	
Replace AC & Undersized Water Mains T152001		50,000	0	
Upgrade Sewer Mains/ Relining/Replace MH's T152002		50,000	0	
TX DOT Kings Hwy Water & Sewer Reloc T152003		375,000	375,000	
Hwy 67 & Loop 151 Sewer Crossing T152004		0	175,000	
College Drive Area Sewer-PH II				150,000
Replace Sewer Behind 2905 Texas Blvd				75,000
TX Water and Sewer Rate Study				75,000
TOTAL EXPENDITURES	1,205,208	825,000	839,305	550,000
ENDING BALANCE	259,834	29,296	47,045	75,481

TEXARKANA WATER UTILITIES

Wright Patman Corps of Engineers Cost Fund

	<i>Actual FY 2019</i>	<i>Proposed FY 2020</i>	<i>Revised FY 2020</i>	<i>Proposed FY 2021</i>
BEGINNING BALANCE	1,783,095	6,351,053	6,463,246	7,898,016
REVENUES				
Transfer from Revenue Fund	1,578,419	1,578,419	1,578,419	1,578,419
Add'l Transfer from Revenue Fund	70,000			
Transfer from Wagner Creek Cap	893,000			
Transfer from Infrastructure	827,000			
Transfer from Cap Impr	1,200,000			
Unspent SOW Funds Refunded by Corps of Engineers	22,539			
Interest Income	89,193	22,000	114,420	114,500
TOTAL REVENUE	4,680,151	1,600,419	1,692,839	1,692,919
TOTAL FUNDS AVAILABLE	6,463,246	7,951,472	8,156,085	9,590,935
EXPENDITURES				
Hillco Partners-LWP Water Rights Legal/Lobbyist Professional Svs		102,000	102,000	102,000
TCEQ- Water Rights Application Fee			81,069	
Ultimate Rule Curve Cultural Study			75,000	
TOTAL EXPENDITURES	0	102,000	258,069	102,000
ENDING BALANCE	6,463,246	7,849,472	7,898,016	9,488,935

TEXARKANA WATER UTILITIES

Texas Personnel Policy Fund

	<i>Actual FY 2019</i>	<i>Proposed FY 2020</i>	<i>Revised FY 2020</i>	<i>Proposed FY 2021</i>
BEGINNING BALANCE	157,965	175,405	202,221	204,525
REVENUE				
Transfer from Revenues	100,000	100,000	130,000	130,000
Interest Income	5,140	2,190	2,090	2,090
TOTAL REVENUE	105,140	102,190	132,090	132,090
TOTAL FUNDS AVAILABLE	263,105	277,595	334,311	336,615
EXPENDITURES				
Termination Pay	33,512	61,050	30,000	53,207
Social Security	2,564	4,670	2,295	4,070
Post Retirement Benefits	24,808	25,000	97,491	105,000
TOTAL EXPENDITURES	60,884	90,720	129,786	162,277
ENDING BALANCE	202,221	186,875	204,525	174,339
Accrued Compensated Absenses:				
Texas:				
Current	49,053	57,000	49,053	49,500
Long Term	382,754	345,000	382,754	383,000
Total	431,807	402,000	431,807	432,500

TEXARKANA WATER UTILITIES

Wagner Creek Capital Improvement Fund

	<i>Actual FY 2019</i>	<i>Proposed FY 2020</i>	<i>Revised FY 2020</i>	<i>Proposed FY 2021</i>
BEGINNING BALANCE	1,018,544	226,424	259,938	194,476
REVENUES				
Transfer from Revenue Fund	50,000	100,000	100,000	0
Contributions From Wake Village	73,887	73,887	73,887	73,887
Contributions from Nash	73,887	73,887	73,887	73,887
Plans/Specs	0	0	0	0
Interest Income	26,981	2,700	4,902	4,804
TOTAL REVENUE	224,756	250,474	252,676	152,578
TOTAL FUNDS AVAILABLE	1,243,300	476,898	512,614	347,054
EXPENDITURES				
Reimb TX Fund- WC Transf to TX GEN FUND Covered-FY18	80,503			
Reimb TX Fund for Rev Fund CD Principal Transferred in 2018	500,000			
Transf to WP Corps of Engin.Fund- Repl Funds Transf to City	393,000			
Pump/Motor/VFD Replacement-2019 T121970	9,859			
Wagner Creek Engineering Fee T122070		460,000	275,500	184,500
#3 Influent PumpVFD T122071		6,000	6,000	
Replace Conduit on Clarifier and Wetwell T122072		10,000	8,993	
Rebuild Failed Pump Around Pump T122073		0	12,722	
Emergency Repair-East Tank Inlet/Barscre T122074			14,923	
Pump/Motor/VFD Repair				15,000
Chlorinator Repair				12,000
Replace 17yr old 1/2 Ton Plant Pickup				25,000
TOTAL EXPENDITURES	983,362	476,000	318,138	236,500
ENDING BALANCE	259,938	898	194,476	110,554

TEXARKANA WATER UTILITIES

LTWSC Capital Improvement Fund

	<i>Actual FY 2019</i>	<i>Proposed FY 2020</i>	<i>Revised FY 2020</i>	<i>Proposed FY 2021</i>
BEGINNING BALANCE	594,512	776,393	864,606	67,164
REVENUE				
Member Cities	60,802	56,932	56,932	82,358
Transfers from Arkansas	181,933	168,478	168,478	244,250
Transfers from Texas	307,266	289,590	289,590	418,392
Other Transfers from Arkansas				
Other Transfers from Texas	77,384			
CD Funds Transfer From Texas	275,000			
Interest Income	24,041	13,700	9,562	7,750
Insurance Proceeds				
Miscellaneous	1,412	600	600	600
TOTAL REVENUE	927,838	529,300	525,162	753,350
TOTAL FUNDS AVAILABLE	1,522,350	1,305,693	1,389,768	820,514
EXPENDITURES				
Filter Media Replacement	L121707	196		
TCEQ Item: Filter Troughs	L121710	196		
TCEQ Item: Basin Lining (1 Basin)	L121711	409	215,000	297,537
Upgrade SCADA System	L121801	8,978		
TCEQ Basin Gates and Weirs (Flow Distr Design)	L121805	97,125	0	64,489
Replace 2nd Ammonia Pipe Stinger	L121806	4,746		
High Service #5 Pump Bowl	L121807		0	6,475
Filter Effluent Valve and Mag Meter	L121814	29,995		
Filter Control for #3, #5, #6 & #7 Filters	L121816	2,749		
Settled Water Mixing Chamber	L121817	553	0	19,515
Rate of Flow Venturies for 4 Filter Effluent Lines-Raw	L121901	16,423	49,000	10,147
#2 Influent Valve/Actuator	L121902	14,458	17,000	0
East Alum Pump Replacement	L121903	4,205		
#1 Intake Pump/Gate & Ball Valves/Actuator, Piping	L121904	17,232		
East Basin Sludge Rakes	L121905	44,433		
Chlorine Dioxide Enclosure/Leak Detection	L121906	17,500		
Pump and Motor Rebuild	L121907	104,630	80,000	44,947
Surface Wash Arms/Bearings/Nozzle	L121908	47,148		
Filter Troughs PH II	L121915	179,519		
Low Service Pump #4 VFD- Emergency Replacemt	L121917	64,209		
Replace Gate Access Controller	L121918	3,042		
Replace Pump Room Flooring	L122001		16,000	0
PC Replacements (6) & iPads (2)	L122002		8,200	6,213
Replace Security Cameras	L122003		7,000	0
MCC Control Panel Replacement in Lime Bldg	L122004		373,000	0
Repair Parking Lot	L122005		75,000	0
Low Service Switch Gear Emergency Repl	L122006		0	517,069
New Boston Transfer Switch	L122007		10,000	10,000
TCEQ-Clearwell Top Cleaning	L122008		6,000	6,000
SCADA Upgrades-Patman	L122009		50,000	0
SCADA Upgrades-All Sites	L122010		45,000	45,000
Replace Ferris Mower	L122011		15,000	9,215
Replace Side-by-Side (ROW Maint)	L122012		15,000	0
Replace 1/2 Ton Truck	L122013		30,000	48,627
I-30 Valve	L122014		60,000	0
High Service Pump/Motor Repair	L122015		90,000	0
Replace Basin Tower and Rakes	L122016		48,000	0

TEXARKANA WATER UTILITIES

LTWSC Capital Improvement Fund

		<i>Actual FY 2019</i>	<i>Proposed FY 2020</i>	<i>Revised FY 2020</i>	<i>Proposed FY 2021</i>
Gate Opener for Back Gate	L122017		0	3,525	
Low Service Power Upgrade	L122018		30,000	30,000	
300K Gallon Standpipe Painting-Avery	L122019		0	77,836	
AC/ Insulation at Low Service	L122020		0	43,663	
Plant Drainage Ditch Clearing	L122021		0	26,766	
Portable Tank Mixer	L122022		0	9,580	
Emergency Rebuild High Service Pump	L122023			46,000	
Line Settling Basin #2					270,000
MCC Control Panel Replacement (incl engineering)					420,000
SCADA Upgrade-Patman					50,000
Influent Valve & Actuator					35,000
TOTAL EXPENDITURES		657,744	1,239,200	1,322,604	775,000
ENDING BALANCE		864,606	66,493	67,164	45,514

TEXARKANA WATER UTILITIES

South Regional WWTP Depreciation Fund

	<i>Actual FY 2019</i>	<i>Proposed FY 2020</i>	<i>Revised FY 2020</i>	<i>Proposed FY 2021</i>
BEGINNING BALANCE	123,743	150,520	120,752	51,356
REVENUE				
Transfer from Revenues	259,955	240,000	240,000	250,000
Interest Income	3,855	1,822	2,382	2,380
TOTAL REVENUE	263,810	241,822	242,382	252,380
TOTAL FUNDS AVAILABLE	387,553	392,342	363,134	303,736
EXPENDITURES				
Roof Repairs, 200,1300,1400, 1600 Bldgs	A/T131856	20,070		
Pump/Motor/VFD Replacement- 2018	A/T131858	5,340		
Belt Press Refurbish	A/T131859	1,993		
SRWWTP Wireless SCADA	A/T131862	68,858		
Centrifuge Rebuilds- 2019	A/T131950	34,712		
Pump/Motor/VFD Replacement- 2019	A/T131954	36,058		
Primary Clarifier 503 Gear Box Replacement	A/T131955	56,431		
Emergency Retube of Boiler	A/T131956	31,575		
Emergency Repair of Chiller Tubes	A/T131957	4,670		
Digester Lid Painting	A/T131958	7,094		
Replace 700 Methane Controller/Sensors	A/T132056		7,500	7,500
Pumps/Motors/VFD Replacements- 2020	A/T132057		61,000	41,510
SO2 Evaporator Replacement	A/T132058		35,000	0
Grit Basin 401, 402 Repair	A/T132059		80,000	40,000
Barscreen 222 Rebuild	A/T132060		50,000	50,000
Roof Repairs, 400, 700, 1500, 1800 Bldgs	A/T132061		50,000	0
Plant Wireless SCADA	A/T132062		30,000	30,000
Boiler Rebuilds	A/T132063		35,000	31,575
Replace Generator Main Breaker	A/T132064		10,000	9,445
Digester Repairs	A/T132065		0	11,145
Fuel Station Repairs	A/T132066		0	9,018
Repair 200PS Generator Auto Transfer Switch	A/T132067		0	12,650
Repair Primary Clarifier #503 Drive	A/T132068			68,935
Pumps/Motors/VFD Replacements- 2021				50,000
Chiller Replacement				85,000
Barscreen Rebuild				50,000
Chlorine-SO2 Rebuild				50,000
Wireless SCADA				30,000
		266,801	358,500	311,778
TOTAL EXPENDITURES		120,752	33,842	51,356
ENDING BALANCE				
Transfers from Revenue:				
Arkansas Percentage	37.19%	36.78%	36.78%	36.86%
Arkansas Share	55,785	77,660	77,660	92,150
Additional Contribution-Arkansas	109,955	28,853	28,853	0
Arkansas Total	165,740	106,513	106,513	92,150
Texas Share	94,215	133,487	133,487	157,850
Additional Contribution-Texas	0	0	0	0
Texas Total	94,215	133,487	133,487	157,850
Total Contributions	259,955	240,000	240,000	250,000

South Regional WWTP Depreciation Fund- Ten Year Plan

	FY 20-21	FY 21-22	FY 22-23	FY 23-24	FY 24-25	FY 25-26	FY 26-27	FY 27-28	FY 28-29	FY 29-30
EXPENDITURES										
Pump/Motor/VFD Replacements	50,000	50,000	50,000	150,000	150,000	150,000	150,000	150,000	150,000	50,000
Belt Press Refurbish		60,000	60,000		30,000	30,000	30,000			
Engine Generator 1532 Rebuild		25,000								
SO2 Evaporator Replacement										40,000
Centrifuge Rebuilds			50,000	50,000			50,000		50,000	
Engine Generator 1112 Rebuild								30,000		
Barscreen 221 Rebuild	50,000									50,000
Grit Basin 401 Repair									40,000	
Chlorine - SO2 Rebuild/Upgrade	50,000							30,000		
Painting Exposed Metals			20,000	20,000					30,000	
Barscreen 222 Rebuild								50,000		
Blower Rebuilds					40,000	40,000	40,000			
Grit Basin 402 Repair								40,000		
South Regional Plant Wireless SCA[30,000	30,000								
Roof Repairs, 1100, 400, 1000 Bldgs.		45,000								
PLC Replacement					50,000			50,000		
Digester Cleaning x 4		50,000	50,000	50,000	50,000					
Equalization Basin Cleaning		25,000	25,000							
Roof Repair 500 Bldg.		12,000								
Non-Pot Pump Rebuild 1000 PS		25,000	25,000							
In-Plant Waste Pump Rebuild		15,000	15,000	15,000						
1400 Digester Pump Replacement		10,000	10,000	10,000	10,000					
800 FC Gate Replacement		10,000	10,000							
Influent Pump Rebuilds Contribution		50,000	50,000	50,000						
Boiler Rebuilds		50,000	50,000				35,000		35,000	
400 Grit Pump Rebuilds			20,000	20,000	20,000	20,000				
500 Sludge Pumps Rebuild			10,000	10,000	10,000	10,000	10,000			
Chiller Replacement	85,000									100,000
TOTALS	\$ 265,000	\$ 457,000	\$ 445,000	\$ 375,000	\$ 360,000	\$ 250,000	\$ 315,000	\$ 350,000	\$ 305,000	\$ 240,000

Plan Total \$ 3,362,000
 Average Annual Requirement \$ 336,200

TEXARKANA WATER UTILITIES

Composting Fund

	<i>Actual FY 2019</i>	<i>Proposed FY 2020</i>	<i>Revised FY 2020</i>	<i>Proposed FY 2021</i>
BEGINNING BALANCE	364,087	126,839	427,645	378,491
REVENUE				
Transfer from Revenue Fund	100,000	100,000	100,000	0
Proceeds from Asset Disposal				
Proceeds from TML-Insur Reimb Plans/Specs			251,020	
Interest Income	14,395	6,810	6,391	6,300
TOTAL REVENUE	114,395	106,810	357,411	6,300
TOTAL FUNDS AVAILABLE	478,482	233,649	785,056	384,791
EXPENDITURES				
Skid Steer Sweeper Attachment A/T141901	6,800			
Skid Steer Solid Rubber Tires A/T141902	3,623			
Front end Loader Foam Tires A/T141903	7,635			
Grind/ Dispose of Oversized Greenw A/T141904	890			
Compost Equip Wear Parts A/T141906	19,251			
Dozer Repair A/T141907	12,638			
Equipment Shed Roof Repair A/T142001		5,000	5,000	
Ton Tote Hopper/Bagger A/T142002		10,000	0	
Compost Operations Building A/T142003		100,000	50,000	50,000
Concrete Pad Repairs A/T142004		15,000	13,700	15,000
Tub Grinder Fire-TML Reimb A/T142005		0	270,699	
Equipment Wear Parts A/T142006		45,000	45,000	45,000
Dozer Repair A/T142007		25,000	16,487	
Compost Site Security Cameras A/T142008			5,678	
TOTAL EXPENDITURES	50,837	200,000	406,564	110,000
ENDING BALANCE	427,645	33,649	378,491	274,791
Transfers from Revenues:				
Arkansas Percentage	37.19%	36.78%	36.78%	36.86%
Arkansas Share	37,190	36,780	36,780	0
Texas Share	62,810	63,220	63,220	0
Total	100,000	100,000	100,000	0
Ending Balances:				
Arkansas	147,399	1,255	129,321	91,097
Texas	280,247	32,395	249,171	183,695
Total	427,645	33,649	378,491	274,791

TEXARKANA WATER UTILITIES

Equipment Acquisition Fund

	<i>Actual FY 2019</i>	<i>Proposed FY 2020</i>	<i>Revised FY 2020</i>	<i>Proposed FY 2021</i>
BEGINNING BALANCE	269,283	444,894	556,385	319,243
REVENUE				
Transfer from Revenue Fund	340,381	450,000	450,000	450,000
Other Transfers				
Proceeds from Sale of Assets				
TML Insurance Proceeds	207,201	38,738	38,738	0
Interest Income	13,589	6,725	7,856	7,700
TOTAL REVENUE	561,171	495,463	496,594	457,700
TOTAL FUNDS AVAILABLE	830,453	940,357	1,052,979	776,943
EXPENDITURES				
FY 2019	274,069			
FY 2020		881,796	733,735	
FY 2021				763,823
TOTAL EXPENDITURES	274,069	881,796	733,735	763,823
ENDING BALANCE	556,385	58,561	319,243	13,120
Transfers from Revenue:				
Arkansas Percentage	37.19%	36.78%	36.78%	36.86%
Additional Arkansas Contribution	0	0	0	0
Arkansas Share	<u>126,588</u>	<u>165,510</u>	<u>165,510</u>	<u>92,150</u>
Total Arkansas Contribution	126,588	165,510	165,510	92,150
Additional Texas Contribution	0	0	0	200,000
Texas Share	<u>213,793</u>	<u>284,490</u>	<u>284,490</u>	<u>157,850</u>
Total Texas Contribution	213,793	284,490	284,490	357,850
Total	340,381	450,000	450,000	450,000
Ending Balances:				
Arkansas	228,593	40,624	142,007	3,203
Texas	327,791	17,937	177,236	9,917
Total	556,385	58,561	319,243	13,120

**TEXARKANA WATER UTILITIES
EQUIPMENT CAPITAL ITEMS
FY 2019 ACTUAL**

Division	Item	Fund	Project #	Qty	2019 Budgeted Amount	Changes	Revised Amount
Various	Furniture and Equipment Replacements- 2019	A/T	551901		5,000	(3,869)	1,131
	Total Various				5,000	(3,869)	1,131
210	Desk Replacements	A/T	551902	2	1,630	0	1,630
	Total 120				1,630	0	1,630
230	Generator- 808 Olive St	A/T	551904		30,000	(30,000)	0
	Generator- Fiber Splicing Trailer	A/T	551905		1,500	(1,500)	0
	Total 230				31,500	(31,500)	0
310	Drive-thru Drawer Replacement	A/T	551906		2,500	(2,500)	0
	Total 310				2,500	(2,500)	0
330	Pocket Pro Readers	A/T	551907	2	1,600	(100)	1,500
	Total 330				1,600	(100)	1,500
610	Desk Replacements	A/T	551908	2	1,500	(369)	1,131
	Total 610				1,500	(369)	1,131
612	1/2 Ton Truck	A/T		1	27,705	(27,705)	0
	Hydraulic Concrete Breaker	A/T	551909	1	12,000	(2,375)	9,625
	Tapping Machine	A/T	551910	1	3,000	247	3,247
	Wacker Vibratory Plates	A/T	551928		2,295	0	2,295
	Total 612				45,000	(29,834)	15,166
620	2" Pumps	A/T		3	3,000	(3,000)	0
	3" Pumps	A/T		4	10,400	(10,400)	0
	Locators	A/T		2	2,400	(2,400)	0
	Dump Truck- From Released Reserves	A/T	551916	1		79,436	79,436
	Pipe Push Machine/Trailer-Encumbered in FY18	A/T	551817	1	0	28,800	28,800
	Total 620				15,800	92,436	108,236
630	Tracked Excavator/Trailer-From Released Reserves	A/T	551918	1		73,869	73,869
	Insurance Repl of Diesel Haul Truck 630-105	A/T	551919		7,500	0	7,500
	Total 630				7,500	73,869	81,369
640	Brake Lathe	A/T	551920	1	9,000	(1,255)	7,745
	Engine Jump Starter	A/T	551921	1	2,000	(2,000)	0
	Electronic Lube Meters	A/T	551922	5	3,750	(1,002)	2,748
	Total 640				14,750	(4,257)	10,493
710	400 Series Filing Cabinets (Auto Level-Surveying)	A/T	551923	2	1,400	(1,400)	0
	Trimble GEO 7X/Range Finder	A/T		1	7,170	(7,170)	0
	Total 710				8,570	(8,570)	0
720	1/2 Ton Crew Cab, 4X4	A/T	551925	1	45,000	(8,615)	36,385
	Locators	A/T	551926	2	1,800	(59)	1,741
	Total 720				46,800	(8,674)	38,126
750	Environmental Bldg Roof	A/T	551927	1	6,000	(2,610)	3,390
	Envir Svcs-Replace Equip Destroyed in Fire (TML Rein	A/T	551929		0	6,484	6,484
	Envir Svcs-Remove Debris- Bldg Destroyed in Fire (TN	A/T	551929		0	5,413	5,413
	Total 750				6,000	9,287	15,287
	Grand Totals				188,150	85,919	274,069

**TEXARKANA WATER UTILITIES
EQUIPMENT CAPITAL ITEMS
FY 2019 ACTUAL**

Division	Item	Fund	Project #	Qty	2019 Budgeted Amount	Changes	Revised Amount
	61% AR				0	0	0
	100% AR				0	0	0
	100% TX				0	0	0
	Split				188,150	85,919	274,069
	Total				188,150	85,919	274,069
	AR				69,973	31,958	101,931
	TX				118,177	53,961	172,138
	Total FY 2019 Expenditures				188,150	85,919	274,069
	Contributions to Reserves for Identified Future Expenditures Needed						
	AR				132,780	0	132,780
	TX				224,253	0	224,253
	Total FY 2019 Reserve Contributions				357,033	0	357,033
	<i>Release of Reserves for FY 2019 Expenditures</i>						
	AR				(59,547)	0	(59,547)
	TX				(100,453)	0	(100,453)
	Total FY 2019 Reserves Released				(160,000)	0	(160,000)
	Available Ending Balance						
	AR						228,593
	TX						327,791
	Total Available Balance						556,385
	Total Required Reserves at 9/30/19						
	296,743						
	Available Balance Excess/(Shortage) over Required Reserves						
	259,642						

**TEXARKANA WATER UTILITIES
EQUIPMENT CAPITAL ITEMS
FY 2020**

Division	Item	Fund	Project #	Qty	2020 Budgeted Amount	Changes	Revised Amount
Various	Furniture and Equipment Replacements- 2020		552001		5,000		5,000
	Total Various				5,000	0	5,000
310	Desk Replacements		2	2	2,075		2,075
	Customer Lobby Flooring		3		4,200		4,200
	Total 310				6,275	0	6,275
612	Mini Track Hoe		4	1	46,000		46,000
	Track hoe Trailer		5	1	10,000		10,000
	Power Pack		6	1	10,000		10,000
	Hydraulic Concrete Breaker		7	1	12,000		12,000
	Hand Held Tapping Machine		8	1	3,200		3,200
	Total 612				81,200	0	81,200
620	Schonstedt Locators		9	2	2,000		2,000
	3" Hydraulic Pumps		10	3	7,800		7,800
	Total 620				9,800	0	9,800
630	Comb. Vac/Jet Truck Repl-Released from Reserves		12	1	384,000		384,000
	Work Zone Traffic Control Devices		13	1	23,000		23,000
	Total 630				407,000	0	407,000
640	Garage Doors-Vac Truck Bldg		14	4	8,000		8,000
	Shop Lighting		15		2,000		2,000
	Total 640				10,000	0	10,000
710	Shredder		16	1	3,300		3,300
	Flow Gauge		17	2	2,500		2,500
	Total 710				5,800	0	5,800
720	Sewer Push Camera/Lights		18		24,000		24,000
	Rain Logging Gauges		19	6	11,100		11,100
	Soldering Station		20	1	600		600
	Total 720				35,700	0	35,700
740	Shared 740/230-SUV		21	1	40,000		40,000
	Shared 740/230-808 Olive Roof Repl-Released from Reserves		22	1	61,200		61,200
	Total 740				101,200	0	101,200
750	Replace Lab Sampler/Dishwasher/Ice Machine		23		9,850		9,850
	Magnetic Locator		24	1	850		850
	Replace Envir Svcs Bldg Destroyed in Fire-Released from Reserv		25		186,448		186,448
	Replace Envir Svcs Bldg Contents Destroyed in Fire-Released frc		26		22,673		22,673
	Total 750				219,821	0	219,821
Grand Totals					881,796	0	881,796

**TEXARKANA WATER UTILITIES
EQUIPMENT CAPITAL ITEMS
FY 2020**

Division	Item	Fund	Project #	Qty	2020		Revised Amount
					Budgeted Amount	Changes	
	61% AR				0	0	0
	100% AR				0	0	0
	100% TX				0	0	0
	Split				881,796	0	881,796
	Total				881,796	0	881,796
	AR				324,325	0	324,325
	TX				557,471	0	557,471
	Total FY 2020 Expenditures				881,796	0	881,796
	Contributions to Reserves for Identified Future Expenditures Needed						
	AR				134,298	0	134,298
	TX				280,840	0	280,840
	Total FY 2020 Reserve Contributions				415,138	0	415,138
	<i>Release of Reserves for FY 2020 Expenditures</i>						
	AR				(241,857)	0	(241,857)
	TX				(412,464)	0	(412,464)
	Total FY 2020 Reserves Released				(654,321)	0	(654,321)
	Available Ending Balance						
	AR						44,000
	TX						14,561
	Total Available Balance						58,561
	Total Required Reserves at 9/30/20						
	57,560						
	Available Balance Excess/(Shortage) over Required Reserves						
	1,001						

TEXARKANA WATER UTILITIES
Equipment Acquisition Fund
Accumulated Reserves Detail
FY 2020

<u>Division</u>	<u>Budgeted Expenditure</u>	<u>FY18</u>	<u>FY19</u>	<u>FY20</u>	<u>FY21</u>	<u>FY20 Release to Expend.</u>	<u>Accum Reserve Balance</u>	<u>Future Contrib. Needed</u>
230/740	808 Olive HVAC Systems	7,560					7,560	0
230/740	808 Olive Roof Replacement	20,400	20,400	20,400		(61,200)	0	0
620	Dump Truck Replacement	40,000	40,000				0	0
630	Rubber Tracked Excavator/Trailer Repl	31,750	48,250				0	0
630	Combination Vac/Jet Truck Repl		128,000	256,000		(384,000)	0	0
230	Bucket Truck Replacement		0	50,000	50,000		50,000	50,000
740	Rebuild Fire Destroyed Env Svcs Bldg		97,710	88,738		(186,448)	0	0
740	Replace Env Svcs Bldg Contents		22,673			(22,673)	0	0
TOTALS		99,710	357,033	415,138	50,000	(654,321)	57,560	50,000

**TEXARKANA WATER UTILITIES
EQUIPMENT CAPITAL ITEMS
FY 2020 REVISED**

Division	Item	Fund	Project #	Qty	2020		Revised Amount
					Budgeted Amount	Changes	
Various	Furniture and Equipment Replacements- 2020		552001		5,000	(231)	4,769
	Total Various				5,000	(231)	4,769
310	Desk Replacements		2	2	2,075		2,075
	Customer Lobby Flooring		3		4,200	231	4,431
	Total 310				6,275	231	6,506
612	Mini Track Hoe			1	46,000	(46,000)	0
	Replace F450 Diesel Crew Truck		4	1	0	45,000	45,000
	Track hoe Trailer			1	10,000	(10,000)	0
	Power Pack			1	10,000	(10,000)	0
	Hydraulic Concrete Breaker			1	12,000	(12,000)	0
	Low Boy Haul Trailer, 35 Ton for Trackhoe		5		0	31,550	31,550
	Hand Held Tapping Machine		8	1	3,200	(3,200)	0
	Total 612				81,200	(4,650)	76,550
620	Schonstedt Locators		9	2	2,000	1,722	3,722
	3" Hydraulic Pumps		10	3	7,800	221	8,021
	Total 620				9,800	1,943	11,743
630	Comb. Vac/Jet Truck Repl-Released from Reserves		12	1	384,000	(7,685)	376,315
	Work Zone Traffic Control Devices		13	1	23,000	9,293	32,293
	Total 630				407,000	1,608	408,608
640	Garage Doors-Vac Truck Bldg		14	4	8,000	(8,000)	0
	Shop Lighting		15		2,000		2,000
	Total 640				10,000	(8,000)	2,000
710	Shredder		16	1	3,300	(3,300)	0
	Flow Gauge		17	2	2,500	(2,500)	0
	Total 710				5,800	(5,800)	0
720	Sewer Push Camera/Lights		18		24,000	(24,000)	0
	Rain Logging Gauges		19	6	11,100	(2,500)	8,600
	Soldering Station		20	1	600	(600)	0
	Total 720				35,700	(27,100)	8,600
740	Shared 740/230-SUV		21	1	40,000	11,877	51,877
	Shared 740/230-808 Olive Roof Repl-Released from Reserves		22	1	61,200	(14,643)	46,557
	Total 740				101,200	(2,766)	98,434
750	Replace Lab Sampler/Dishwasher/Ice Machine		23		9,850	(5,960)	3,890
	Magnetic Locator		24	1	850	(268)	582
	Replace Envir Svcs Bldg Destroyed in Fire-Released from Reserv		25		186,448	(74,395)	112,053
	Replace Envir Svcs Bldg Contents Destroyed in Fire-Released frc		26		22,673	(22,673)	0
	Total 750				219,821	(103,296)	116,525
Grand Totals					881,796	(148,061)	733,735

**TEXARKANA WATER UTILITIES
EQUIPMENT CAPITAL ITEMS
FY 2020 REVISED**

Division	Item	Fund	Project #	Qty	2020 Budgeted Amount	Changes	Revised Amount
	61% AR				0	0	0
	100% AR				0	0	0
	100% TX				0	0	0
	Split				881,796	(148,061)	733,735
	Total				881,796	(148,061)	733,735
	AR				324,325	(54,457)	269,868
	TX				557,471	(93,604)	463,867
	Total FY 2020 Expenditures				881,796	(148,061)	733,735
	Contributions to Reserves for Identified Future Expenditures Needed						
	AR				134,298	0	134,298
	TX				280,840	0	280,840
	Total FY 2020 Reserve Contributions				415,138	0	415,138
	<i>Release of Reserves for FY 2020 Expenditures</i>						
	AR				(241,857)	0	(241,857)
	TX				(412,464)	0	(412,464)
	Total FY 2020 Reserves Released				(654,321)	0	(654,321)
	Available Ending Balance						
	AR						142,007
	TX						177,236
	Total Available Balance						319,243
	Total Required Reserves at 9/30/20						
							57,560
	Available Balance Excess/(Shortage) over Required Reserves						
							261,683

TEXARKANA WATER UTILITIES
Equipment Acquisition Fund
 Accumulated Reserves Detail
 FY 2020

<u>Division</u>	<u>Budgeted Expenditure</u>	<u>FY18</u>	<u>FY19</u>	<u>FY20</u>	<u>FY21</u>	<u>FY20 Release to Expend.</u>	<u>Accum Reserve Balance</u>	<u>Future Contrib. Needed</u>
230/740	808 Olive HVAC Systems	7,560					7,560	0
230/740	808 Olive Roof Replacement	20,400	20,400	20,400		(61,200)	0	0
620	Dump Truck Replacement	40,000	40,000				0	0
630	Rubber Tracked Excavator/Trailer Repl	31,750	48,250				0	0
630	Combination Vac/Jet Truck Repl		128,000	256,000		(384,000)	0	0
230	Bucket Truck Replacement		0	50,000	50,000		50,000	50,000
740	Rebuild Fire Destroyed Env Svcs Bldg		97,710	88,738		(186,448)	0	0
740	Replace Env Svcs Bldg Contents		22,673			(22,673)	0	0
TOTALS		99,710	357,033	415,138	50,000	(654,321)	57,560	50,000

**TEXARKANA WATER UTILITIES
EQUIPMENT CAPITAL ITEMS
FY 2021**

Division	Item	Fund	Project #	Qty	2021 Budgeted Amount	Changes	Revised Amount
Various	Furniture and Equipment Replacements- 2021		552101		5,000		5,000
	Total Various				5,000	0	5,000
230	Fiber Optic Splicing Trailer		T		26,500		26,500
	Bucket Truck Replacement-(Released from Reserves)		T		100,000		100,000
	Total 230				126,500	0	126,500
330	Replace 1/2T Pickup			1	25,000		25,000
	Total 330				25,000	0	25,000
530	Replace 1/2T Pickup			1	25,000		25,000
	Travel SUV (Replaces 1 Fleet Truck)			1	35,000		35,000
	35 HP 60" Mower			1	9,000		9,000
	Refrigerated Samplers			2	14,000		14,000
	Total 530				83,000	0	83,000
612	Mini Trachoe			1	46,000		46,000
	Track-hoe Trailer			1	10,000		10,000
	Power Pack/pump/hose reels/hoses			1	10,000		10,000
	Hydraulic Concrete Breaker			1	12,000		12,000
	Hand held Tapping Machine			1	3,200		3,200
	Hydro Seeder			1	15,000		15,000
	Crew Truck (Repl ordered in FY20 Since engine blew)			1	45,000	(45,000)	0
	Total 612				141,200	(45,000)	96,200
620	Schonstedt Locator			2	2,000		2,000
	Mini Track-Hoe			1	46,000		46,000
	"6 Pump			1	60,000		60,000
	Hydraulic Power pack			1	10,000		10,000
	Crew truck			1	45,000		45,000
	Total 620				163,000	0	163,000
630	Backhoe			1	105,000		105,000
	Subside locators			2	10,000		10,000
	Total 630				115,000	0	115,000
640	Garage doors on Vac-truck building				10,000		10,000
	Total 640				10,000	0	10,000
710	Shredder			1	3,300		3,300
	FH Flow Gauge			2	1,250		1,250
	Defibrillator			1	1,500		1,500
	Hach Pocket Colorimeter II			1	700		700
	Total 710				6,750	0	6,750
720	Sewer Push Camera			1	20,000		20,000
	Auxillary Lights for CCTV Camera			1	4,000		4,000
	Logging Rain Gauges			6	11,100		11,100
	Professional Soldering Station			1	600		600
	Total 720				35,700	0	35,700
750	Replace Envir Svcs Bldg Destroyed in Fire		552025		75,000		75,000
	Replace Envir Svcs Bldg Contents Destroyed in Fire				22,673		22,673
	Total 750				97,673	0	97,673
	Grand Totals				808,823	(45,000)	763,823

**TEXARKANA WATER UTILITIES
EQUIPMENT CAPITAL ITEMS
FY 2021**

Division	Item	Fund	Project #	Qty	2021		Revised Amount
					Budgeted Amount	Changes	
	61% AR				0	0	0
	100% AR				0	0	0
	100% TX				126,500	0	126,500
	Split				682,323	(45,000)	637,323
	Total				808,823	(45,000)	763,823
	AR				250,958	(16,587)	234,407
	TX				557,865	(28,413)	529,416
	Total FY 2021 Expenditures				808,823	(45,000)	763,823
	Contributions to Reserves for Identified Future Expenditures Needed						
	AR				0	0	0
	TX				0	0	0
	Total FY 2021 Reserve Contributions				0	0	0
	<i>Release of Reserves for FY 2021 Expenditures</i>						
	AR				0	0	0
	TX				(100,000)	0	(100,000)
	Total FY 2021 Reserves Released				(100,000)	0	(100,000)
	Available Ending Balance						
	AR						3,203
	TX						9,917
	Total Available Balance						13,120
	Total Required Reserves at 9/30/21						
	7,560						
	Available Balance Excess/(Shortage) over Required Reserves						
	5,560						

TEXARKANA WATER UTILITIES
Equipment Acquisition Fund
 Accumulated Reserves Detail
 FY 2021

<u>Division</u>	<u>Budgeted Expenditure</u>	<u>FY20</u>	<u>FY21</u>	<u>FY22</u>	<u>FY21 Release to Expend.</u>	<u>Accum Reserve Balance</u>	<u>Future Contrib. Needed</u>
230/740	808 Olive HVAC Systems					7,560	0
230	Bucket Truck Replacement	50,000	50,000	0	(100,000)	0	0
TOTALS		50,000	50,000	0	(100,000)	7,560	0

TEXARKANA WATER UTILITIES

Technology Fund

	<i>Actual FY 2019</i>	<i>Proposed FY 2020</i>	<i>Revised FY 2020</i>	<i>Proposed FY 2021</i>
BEGINNING BALANCE	390,598	275,166	391,659	566,275
REVENUE				
Transfer from Revenue Fund	389,800	700,000	700,000	570,000
Other Transfers	0	0	0	0
Reimbursements:				
Miller County	0	22,381	22,381	22,381
TASD	0	0	0	0
TISD	0	0	0	0
Bowie County	55,044	61,017	57,205	57,205
Hosted Services	17,309	0	13,748	14,823
TML Insurance Proceeds	36,000	0	0	0
Interest	10,981	11,285	8,077	8,075
TOTAL REVENUE	509,134	794,683	801,411	672,484
TOTAL FUNDS AVAILABLE	899,733	1,069,849	1,193,070	1,238,759
EXPENDITURES				
FY 2019	508,073			
FY 2020		873,458	626,795	
FY 2021				666,680
TOTAL EXPENDITURES	508,073	873,458	626,795	666,680
ENDING BALANCE	391,659	196,391	566,275	572,079
Transfers from Revenue:				
Arkansas Percentage	37.19%	36.78%	36.78%	36.86%
Additional Arkansas Contribution	0	0	0	0
Arkansas Share	<u>144,967</u>	<u>257,460</u>	<u>257,460</u>	<u>210,102</u>
Total Arkansas Contribution	144,967	257,460	257,460	210,102
Additional Texas Contribution	0	0		
Texas Share	<u>244,833</u>	<u>442,540</u>	<u>442,540</u>	<u>359,898</u>
Total Texas Contribution	244,833	442,540	442,540	359,898
Total	389,800	700,000	700,000	570,000
Ending Balances:				
Arkansas	110,736	45,551	187,546	179,965
Texas	280,923	150,840	378,729	392,114
Total	391,659	196,391	566,275	572,079

**TEXARKANA WATER UTILITIES
TECHNOLOGY CAPITAL ITEMS
FY 2019 ACTUAL**

Division	Item	Fund	Project #	Qty	2019		Revised Amount
					Budgeted Amount	Changes	
Various	Computer/Technology Replacements- 2019	Y	531901		5,000	(1,909)	3,091
	Total Various				5,000	(1,909)	3,091
110	Create Utility Website- Year 1		531942	1	18,500	(18,500)	0
	iPad Pro	Y	531943		580	(580)	0
	Total 110				19,080	(19,080)	0
230	Maintenance Items						
	PC Replacements for TWU		531803		0.00	1,284	1,284
	Microsoft EA Renewal- Year 1 of 3	Y	531902	1	69,500	(24,356)	45,144
	PC Replacements for TWU	Y	531904		72,100	(25,679)	46,421
	Fiber Splicer-Emergency Replacement	Y	T 531945		0	10,399	10,399
	Subtotal				141,600	(38,351)	103,249
230	Carryover Items						
	FO Project TASD permits/bores-100% Utility portion of Cost		A 531905	1	50,000	59,347	109,347
	VDI Server (Virtual Desktop Infrastructure)		531906	1	8,000	(8,000)	0
	Airfiber for Millwood to I-30 Tank (Phase II of PG Tank Project)		A 531907	1	6,500	(6,500)	0
	CISCO ASA Router for Millwood to I-30 Tank Redundancy)		531908	1	9,800	(9,800)	0
	Internal Segmentation Firewall	Y	531909	1	6,000	(4,703)	1,297
	Subtotal				80,300	30,345	110,645
230	New Projects						
	Data Center Upgrades-Battery Backup/PDU's/Electr.-Encumbered FY18		531816			20,849	20,849
	IBM Server replacement (Current system EOL/EOS)	Y	531944		36,000	(2,725)	33,275
	Utility Security Training / Email phishing tests	Y	531910		16,300	(1,305)	14,995
	MDM solution for TWU mobile devices	Y	531911		2,790	(1,000)	1,790
	Security Door Controller upgrades for TWU (Phase 1 of 3)	Y	531912		8,900	(2,046)	6,854
	Network Switch additions for TWU	Y	531913		20,900	(4,228)	16,672
	Cellular VPN Upgrades for TWU sites	Y	531914		3,600	(148)	3,452
	TWU Anti-virus replacement	Y	531915		5,200	470	5,670
	Cameras and Licenses for 801 Wood St (Phase II of II)		531916		10,750	(10,750)	0
	Rukus ZoneFlex Wireless (Phase 2 of 2)	Y	531917		5,200	(137)	5,063
	Camera Server Replacement (Phase 3 of 3)	Y	531918		15,000	(667)	14,333
	2FA Factor Authentication (for IT Systems)		531919		2,000	(2,000)	0
	PRTG Monitoring System		531920		14,700	(14,700)	0
	Dell Projectors	Y	531921		2,700	(1,112)	1,588
	Battery Backup/PDU's/Electrical (Phase 2 of 3)	Y	531922		15,400	(6,045)	9,355
	808 Olive Building Technology Upgrades	Y	531924		8,000	(4,833)	3,167
	Subtotal				167,440	(30,378)	116,213
	Total 230				389,340	(38,385)	330,106
310	Laser Printer- Billing		531925	1	1,500	(1,500)	0
	Scanners- Billing & Cust Service	Y	531926	3	2,850	(138)	2,712
	Cityworks Upgrade plus UB/GIS Implementation	Y	531923		34,000	(14,845)	19,155
	Laserfiche Public Forms Add-On	Y	531927	1	10,000	(606)	9,394
	Total 310				48,350	(17,089)	31,261
330	Laptops w/Truck Mounts/Netmotion Licenses		531928	2	7,008	(7,008)	0
	Fleet Deployment of CityWorks (Devices/Licenses)		531929		12,000	(12,000)	0
	Tablets w/Truck Mounts/Netmotion Licenses		531930	4	7,720	(7,720)	0
	Total 330				26,728	(26,728)	0
612	iPads	Y	531931	5	5,500	(897)	4,603
	Total 612				5,500	(897)	4,603
710	TerraSync Prof. 5.0 Software	Y	531934	1	1,133	(543)	590
	HP Color LaserJet 5550 Printer	Y	531935	1	6,500	(3,400)	3,100
	Presentation Projector/Screen/Laptop		531936	1	3,200	(3,200)	0

**TEXARKANA WATER UTILITIES
TECHNOLOGY CAPITAL ITEMS
FY 2019 ACTUAL**

Division	Item	Fund	Project #	Qty	2019		Revised Amount	
					Budgeted Amount	Changes		
	Total 710				10,833	(7,143)	3,690	
720	Field Laptop		531937	1	1,660	(1,660)	0	
	CCTV Van Repl Rack Mount Computer		531938	1	2,500	(2,500)	0	
	iPad		531939	1	500	(500)	0	
	Total 720				4,660	(4,660)	0	
740	Bowie County 2019 Aerial Pictometry (100% Reimbursed by BCAD)	Y	T	531940	1	61,017	(1,600)	59,418
	Miller County 2019 Aerial Pictometry (Partially Reimb. by MC Tax Assessor Ofc)	Y	A	531941	1	39,448		39,448
	Main GIS Plotter Replacement	Y		531932	1	6,500	24	6,524
	Office Printer Replacement	Y		531933	1	3,500	(300)	3,200
	DJI Phantom 4 Pro Drone <i>(Accrued in FY18)</i>			531827	1	2,800	(665)	2,135
	Total 740				113,265	(2,540)	110,725	
750	Plotter	Y		531947	1	0	3,748	3,748
	Total 750				0	3,748	3,748	
	Grand Total				622,756	(114,683)	508,073	
				100% AR	95,948	52,847	148,795	
				100% TX	61,017	8,799	69,816	
				Split	465,791	(176,329)	289,462	
				Total	622,756	(114,683)	508,073	
	AR			AR	269,455	(13,006)	256,449	
	TX			TX	353,301	(101,677)	251,624	
	Total FY 2019 Expenditures			Total	622,756	(114,683)	508,073	
	Contributions to Reserves for Identified Future Expenditures Needed							
	AR				32,634	0	32,634	
	TX				55,116	0	55,116	
	Total FY 2019 Reserve Contributions				87,750	0	87,750	
	Release of Reserves for FY 2019 Expenditures							
	AR				0	0	0	
	TX				0	0	0	
	Total FY 2019 Reserves Released				0	0	0	
	Available Ending Balance							
	AR						110,736	
	TX						280,923	
	Total Available Balance						391,659	
	Total Required Reserves at 9/30/19						185,250	
	Available Balance Excess/(Shortage) over Required Reserves						206,409	

**TEXARKANA WATER UTILITIES
TECHNOLOGY CAPITAL ITEMS
FY 2020**

Division	Item	Project	Fund	Qty	2020 Budgeted Amount
Various	Computer/Technology Replacements- 2020	532001			5,000
	Total Various				5,000
110	Create Utility Website- Year 1	532002			21,000
	Surface Book 2	532003			2,100
	Total 110				23,100
210	Document Scanners	532004		2	1,850
	Cordless VOIP Phone	532005			1,500
	All-In-One Printer/Copier/Scanner	532006		1	3,000
	Laserfiche Forms Professional Services	532007			3,600
	Total 210				9,950
230	Maintenance Items				
	Release from Reserves-Cisco Infrastr Repl- Year 5 of 5 Year Repl	532008			162,500
	Replacement and new PCs for TWU	532009			40,900
	Security Training / Email phishing tests (Year 2)	532010			15,500
	MDM solution for TWU mobile devices	532011			2,790
	TWU Anti-virus Licenses (Carbon Black)	532012			19,950
	Nutanix Warranty extension/renewal (For Server cluster)	532013			27,000
	CityWorks Annual Maintenance	532014			38,000
	Subtotal				306,640
230	Carryover Items				
	PRTG Monitoring System	532015			14,700
	Tablets w/Truck Mounts/Netmotion Licenses	532016			7,720
	Laptops/w Truck Mounts/Netmotion Licenses	532017			7,008
	Fleet Deployment of CityWorks (Devices/Licenses)	532018			12,000
	Subtotal				41,428
230	New Projects				
	VDI Server (Virtual Desktop Infrastructure) revised	532019			26,000
	Cameras and licenses for Inventory (replacement)	532020			4,000
	Battery Backup/PDU's/Electrical (Phase 3 of 3)	532021			15,400
	808 Olive Building Technology Upgrades	532022			8,000
	HDD/SDD Disposal equipment	532023			6,000
	Fiber Optic OTDR and Generator	532024	T		23,000
	SIEM Data management server	532025			21,000
	External Security Firewall Replacement	532026			25,000
	Subtotal				128,400
	Total 230				476,468
310	Scanner				925
	Cashier Check Scanners				800
	Total 310				1,725
330	Laserfiche Forms Professional Services				2,400
	Total 330				2,400
530	Ipads for Lift Station Data Collection			2	1,600
	Total 530				1,600

**TEXARKANA WATER UTILITIES
TECHNOLOGY CAPITAL ITEMS
FY 2020**

Division	Item	Project	Fund	Qty	2020 Budgeted Amount
620	Multifunction Copier/Printer			1	3,000
	Total 620				3,000
640	New Fuel System Software/Hardware for Fleet- Phase I				35,000
	Insite HD Communication Kit for Vac/Dump/Haul Trucks				5,000
	Total 640				40,000
710	Surface Book 2			1	2,100
	Engineering Flat File Digitization-Phase 1				56,000
	Total 710				58,100
720	IT Pipes Web/IT Pipes Mobile				22,750
	Total 720				22,750
740	Bowie County 2019 Aerial Pictometry (100% Reimbursed by BCAD)		T		61,017
	Miller County 2019 Aerial Pictometry (Partially Reimb by MC Tax Assessor Ofc)		A		39,448
	GIS infrastructure upgrades/services (NewEdge)				11,700
	BCAD Computer replacements		T		2,100
	TV/mini computer for GIS lobby				1,300
	GIS Technician Phone / IPAD				1,100
	TNRIS - Aerial Photography Gap data				6,000
	Garmin Virb XE camera				350
	ArcPro migration services and training (ArcMap desktop replacement)				8,000
	GIS Application upgrades for online portal (GeoJobe & Pictometry)				5,500
	City Works (Phase 2)				35,000
	Backup Server for GIS data/VMs				18,000
	Total 740				189,515
750	Technology Equipment Replacements from Fire				36,000
	IPAD Pro for Manager				850
	Bad Elf GNSS Surveyor				3,000
	Total 750				39,850
	Grand Total				873,458
				100% AR	39,448
				100% TX	86,117
				Split	747,893
				Total	873,458
	AR			AR	318,038
	TX			TX	555,420
	Total FY 2020 Expenditures			Total	873,458

**TEXARKANA WATER UTILITIES
TECHNOLOGY CAPITAL ITEMS
FY 2020**

Division	Item	Project	Fund	Qty	2020 Budgeted Amount
	Contributions to Reserves for Identified Future Expenditures Needed				
	AR				83,767
	TX				143,983
	Total FY 2020 Reserve Contributions				227,750
	<i>Release of Reserves for FY 2020 Expenditures</i>				
	AR				(60,333)
	TX				(102,167)
	Total FY 2020 Reserves Released				(162,500)
	Available Ending Balance				
	AR				45,551
	TX				150,840
	Total Available Balance				196,391
	Total Required Reserves at 9/30/20				195,250
	Available Balance Excess/(Shortage) over Required Reserves				1,141

TEXARKANA WATER UTILITIES
Technology Fund
 Accumulated Reserves Detail
 FY 2020

<u>Division</u>	<u>Budgeted Expenditure</u>	<u>FY16</u>	<u>FY17</u>	<u>FY18</u>	<u>FY19</u>	<u>FY20</u>	<u>FY21</u>	<u>FY22</u>	FY20	Required	Future
									<u>Release to</u>	<u>Accum</u>	<u>Contrib.</u>
									<u>Expend.</u>	<u>Balance</u>	<u>Needed</u>
230	Cisco Infrast Repl- Year 5 of 5 Yr Repl Cycle	32,500	32,500	32,500	32,500	32,500			(162,500)	0	0
230	Microsoft EA Renewal- Year 2-3					55,250	55,250		0	55,250	55,250
210	Select Financial Software Repl- Year 1 of 3					140,000	140,000	140,000		140,000	280,000
TOTALS		32,500	32,500	32,500	32,500	227,750	195,250	140,000	(162,500)	195,250	335,250

**TEXARKANA WATER UTILITIES
TECHNOLOGY CAPITAL ITEMS
FY 2020 REVISED**

Division	Item	Project	Fund	Qty	2020		Revised Amount
					Budgeted Amount	Changes	
Various	Computer/Technology Replacements- 2020	532001			5,000	(2,000)	3,000
	Total Various				5,000	(2,000)	3,000
110	Create Utility Website- Year 1	532003	Y		21,000	(14,253)	6,748
	Surface Book 2				2,100		2,100
	Total 110				23,100	(14,253)	8,848
210	Document Scanners	532002	Y	2	1,850	(52)	1,798
	Cordless VOIP Phone	532005	Y		1,500		1,500
	All-In-One Printer/Copier/Scanner	532006	Y	1	3,000		3,000
	Laserfiche Forms Professional Services	532007			3,600		3,600
	Total 210				9,950	(52)	9,898
230	Maintenance Items						
	Release from Reserves-Cisco Infrastr Repl- Year 5 of 5 Year Repl C	532008			162,500	(156,200)	6,300
	Rev Released from Reserves-Cisco Infrastr Repl- Year 5 of 5 Year Repl Cycle				(162,500)	162,500	0
	Replacement and new PCs for TWU	532009	Y		40,900	(5,000)	35,900
	Security Training / Email phishing tests (Year 2)	532010	Y		15,500	(4)	15,496
	MDM solution for TWU mobile devices	532011			2,790	(2,790)	0
	TWU Anti-virus Licenses (Carbon Black)	532012	Y		19,950	(6)	19,944
	Nutanix Warranty extension/renewal (For Server cluster)	532013	Y		27,000	14,000	41,000
	CityWorks Annual Maintenance	532014	Y		38,000	(3,300)	34,700
	Released from Reserves-Microsoft EA Renewal- Year 2-3	532027	Y		0	55,250	55,250
	Subtotal				144,140	64,450	208,590
230	Carryover Items						
	PRTG Monitoring System	532015			14,700	(14,700)	0
	Tablets w/Truck Mounts/Netmotion Licenses	532016	Y		7,720	0	7,720
	Laptops/w Truck Mounts/Netmotion Licenses	532017			7,008	(7,008)	0
	Fleet Deployment of CityWorks (Devices/Licenses)	532018			12,000	(12,000)	0
	Subtotal				41,428	(33,708)	7,720
230	New Projects						
	VDI Server (Virtual Desktop Infrastructure) revised	532019			26,000	(26,000)	0
	Cameras and licenses for Inventory (replacement)	532020	Y		4,000	(2,250)	1,750
	Battery Backup/PDU's/Electrical (Phase 3 of 3)	532021			15,400	(15,400)	0
	808 Olive Building Technology Upgrades	532022	Y		8,000		8,000
	HDD/SDD Disposal Equipment	532023			6,000	(331)	5,669
	Fiber Optic OTDR and Generator	532024	Y	T	23,000	(10,000)	13,000
	SIEM Data Management Server	532025			21,000	(21,000)	0
	External Security Firewall Replacement	532026	Y		25,000	(1,566)	23,434
	Subtotal				128,400	(76,547)	51,853
	Total 230				313,968	(45,805)	268,163
310	Scanner	532004			925	(26)	899
	Cashier Check Scanners	28	Y		800	(34)	766
	Total 310				1,725	(60)	1,665
330	Laserfiche Forms Professional Services	29			2,400		2,400
	Total 330				2,400	0	2,400
530	Ipads for Lift Station Data Collection	30		2	1,600		1,600
	Total 530				1,600	0	1,600
620	Multifunction Copier/Printer	31		1	3,000		3,000

**TEXARKANA WATER UTILITIES
TECHNOLOGY CAPITAL ITEMS
FY 2020 REVISED**

Division	Item	Project	Fund	Qty	2020		Revised Amount	
					Budgeted Amount	Changes		
	Total 620					3,000	0	3,000
640	New Fuel System Software/Hardware for Fleet- Phase I	32				35,000	(35,000)	0
	Insite HD Communication Kit for Vac/Dump/Haul Trucks	33				5,000		5,000
	Total 640					40,000	(35,000)	5,000
710	Surface Book 2	34		1		2,100		2,100
	Engineering Flat File Digitization-Phase 1	35				56,000	(5,716)	50,284
	Trimble GEO Handheld GPS Unit	52					5,716	5,716
	Total 710					58,100	0	58,100
720	IT Pipes Web/IT Pipes Mobile	36				22,750	2,500	25,250
	Total 720					22,750	2,500	25,250
740	Bowie County 2019 Aerial Pictometry (100% Reimbursed by BCAD)	37	Y	T		61,017	(1,599)	59,418
	Miller County 2019 Aerial Pictometry (Partially Reimb by MC Tax As	38		A		39,448	103	39,551
	GIS infrastructure upgrades/services (NewEdge)	39	Y			11,700		11,700
	BCAD Computer replacements	40	Y	T		2,100	404	2,504
	TV/mini computer for GIS lobby	41				1,300	(1,300)	0
	GIS Technician Phone / IPAD	42	Y			1,100	(88)	1,012
	TNRIS - Aerial Photography Gap data	43				6,000	(6,000)	0
	Garmin Virb XE camera	44				350	(350)	0
	ArcPro migration services and training (ArcMap desktop replacemei	45				8,000	(8,000)	0
	GIS Application upgrades for online portal (GeoJobe & Pictometry)	46	Y			5,500	(2,000)	3,500
	City Works (Phase 2)	47	Y			35,000		35,000
	Backup Server for GIS data/VMs	48	Y			18,000	(2,476)	15,524
	Total 740					189,515	(21,306)	168,209
750	Technology Equipment Replacements from Fire	49				36,000	0	36,000
	IPAD Pro for Manager	50	Y			850	2,532	3,382
	Bad Elf GNSS Surveyor	51	Y			3,000	(1,340)	1,660
	Water GEMS w/Sewer GEMS Upgrade	53	Y			0	30,620	30,620
	Total 750					39,850	31,812	71,662
	Grand Total					710,958	(84,163)	626,795

100% AR	39,448	(24,184)	15,524
100% TX	86,117	(1,599)	59,418
Split	585,393	(58,379)	551,854
Total	710,958	(84,163)	626,795

AR	AR	257,507	(45,656)	211,851
TX	TX	453,451	(38,506)	414,945
Total FY 2020 Expenditures	Total	710,958	(84,163)	626,795

Contributions to Reserves for Identified Future Expenditures Needed

AR	83,767	0	83,767
TX	143,983	0	143,983
Total FY 2020 Reserve Contributions	227,750	0	227,750

**TEXARKANA WATER UTILITIES
TECHNOLOGY CAPITAL ITEMS
FY 2020 REVISED**

Division	Item	Project	Fund	Qty	2020 Budgeted Amount	Changes	Revised Amount	
	<i>Release of Reserves for FY 2020 Expenditures</i>							
	AR				(60,333)	37,695	(22,638)	
	TX				(102,167)	63,255	(38,912)	
	Total FY 2020 Reserves Released				(162,500)	100,950	(61,550)	
	Available Ending Balance							
	AR				187,546			
	TX				378,729			
	Total Available Balance				566,275			
	Total Required Reserves at 9/30/20							
						296,200		
	Available Balance Excess/(Shortage) over Required Reserves					270,075		

TEXARKANA WATER UTILITIES
Technology Fund
 Accumulated Reserves Revised Detail
 FY 2020

<u>Division</u>	<u>Budgeted Expenditure</u>	<u>FY16</u>	<u>FY17</u>	<u>FY18</u>	<u>FY19</u>	<u>FY20</u>	<u>FY21</u>	<u>FY22</u>	<u>Required</u>		
									<u>Release to</u>	<u>Accum</u>	<u>Future</u>
									<u>Expend.</u>	<u>Balance</u>	<u>Contrib.</u>
230	Cisco Infrast Repl- Year 5 of 5 Yr Repl Cycle	32,500	32,500	32,500	32,500	32,500			(6,300)	156,200	0
230	Microsoft EA Renewal- Year 2-3					55,250	0		(55,250)	0	0
210	Select Financial Software Repl- Year 1 of 3					140,000	140,000	140,000		140,000	280,000
TOTALS		32,500	32,500	32,500	32,500	227,750	140,000	140,000	(61,550)	296,200	280,000

**TEXARKANA WATER UTILITIES
TECHNOLOGY CAPITAL ITEMS
FY 2021**

Division	Item	Project	Fund	Qty	2021 Budgeted Amount
Various	Computer/Technology Replacements- 2021	532101			5,000
	Total Various				5,000
110	Finish Utility Website- Year 1				13,144
	Total 110				13,144
230	Maintenance Items				
	Microsoft EA Renewal (Year 3 of 3 renewal)				55,250
	Cisco Infrastructure Replacement				9,000
	PC / UPS / Monitor Replacements for TWU				30,500
	Security Training / Email phishing tests TX/TWU				11,150
	TWU Anti-virus Licenses (Carbon Black)				23,681
	Cityworks Annual Maintenance				51,000
	Subtotal				180,581
230	Carryover Items				
	SIEM Data management server				21,000
	Battery Backup/PDU's/Electrical (Phase 3 of 3)				15,400
	VDI Server (Virtual Desktop Infrastructure) revised				26,000
	PRTG Monitoring System				14,700
	Laptops/w Truck Mounts/Netmotion Licenses				7,008
	Fleet Deployment of CityWorks (Devices/Licenses)				12,000
	ArcPro migration services and training (ArcMap desktop replacement)				8,000
	Subtotal				104,108
230	New Projects				
	808 Olive Building Technology Upgrades				8,000
	Water Tower Camera replacements				4,000
	IT Toolkits for Data centers / Fiber Optic crew				3,700
	TWU Offline Backup server				17,000
	Subtotal				32,700
	Total 230				317,389
310	Newedge Integration Services for CUSI with Cityworks				17,500
	Replace Billing Printer				750
	Replace Scanners				5,880
	Total 310				24,130
640	New Fuel system for fleet with software/hardware (Phase I)				35,000
	Total 640				35,000
710	Engineering Flat File Digitization-Phase II				10,000
	Upgrade InfoWater Suite to InfoWater Pro/Arc Pro				35,000
	Total 710				45,000
740	Bowie County 2019 Aerial Pictometry (100% Reimbursed by BCAD)		T		61,017
	Miller County 2019 Aerial Pictometry (Partially Reimb by MC Tax Assessor Of		A		40,000
	City Works (Phase III)				35,000
	NewEdge UniqueID Tool				5,000
	ArcGIS migration services and training				10,000
	TNRIS Aerial Photo GAP				6,000

**TEXARKANA WATER UTILITIES
TECHNOLOGY CAPITAL ITEMS
FY 2021**

Division	Item	Project	Fund	Qty	2021 Budgeted Amount
	Utility Network Readness Assessment - GISinc				25,000
	Cityworks eURL Module (Dashboard and Insights)				5,000
	GIS GeoNetwork Valve Isolation Tool - GISinc (For operations)				10,000
	Total 740				197,017
750	Aquatic Informatics (TOKAY Upgrade)				10,000
	Linko Software (Upgrade to add GT tracking to PT features)				20,000
	Total 750				30,000
	Grand Total				666,680
				100% AR	40,000
				100% TX	61,017
				Split	565,663
				Total	666,680
	AR			AR	248,503
	TX			TX	418,176
	Total FY 2021 Expenditures			Total	666,680
	Contributions to Reserves for Identified Future Expenditures Needed				
	AR				101,365
	TX				173,635
	Total FY 2021 Reserve Contributions				275,000
	<i>Release of Reserves for FY 2021 Expenditures</i>				
	AR				0
	TX				0
	Total FY 2021 Reserves Released				0
	Available Ending Balance				
	AR				179,965
	TX				392,114
	Total Available Balance				572,079
	Total Required Reserves at 9/30/21				571,200
	Available Balance Excess/(Shortage) over Required Reserves				879

TEXARKANA WATER UTILITIES
 Technology Fund
 Accumulated Reserves Detail
 FY 2021

<u>Division</u>	<u>Budgeted Expenditure</u>	<u>FY16</u>	<u>FY17</u>	<u>FY18</u>	<u>FY19</u>	<u>FY20</u>	<u>FY21</u>	<u>FY22</u>	<u>FY23</u>	<u>Required</u>		
										<u>Release to</u>	<u>Accum</u>	<u>Future</u>
										<u>Expend.</u>	<u>Balance</u>	<u>Contrib.</u>
210	Select Financial Software Repl- Year 2 of 3					140,000	140,000	140,000		0	280,000	140,000
230	Cisco Infrast Repl- Year 5 of 5 Yr Repl Cycle	32,500	32,500	32,500	32,500	26,200				0	156,200	0
230	Nutanix Server Cluster Replacement						135,000	135,000	60,000	0	135,000	195,000
TOTALS		32,500	32,500	32,500	32,500	221,450	275,000	275,000	60,000	0	571,200	335,000

Section IV

Operating Budgets



Administration - 110

DESCRIPTION:

Texarkana Water Utilities is a joint department of the Cities of Texarkana, Arkansas and Texarkana, Texas which provides water and sewer services to both cities and the surrounding area. The Utility also provides solid waste billing and computer networking and maintenance to both Cities. Vehicle maintenance is provided to the Arkansas Police, Fire and Public Works Department as well as for Texarkana Municipal Airport. In addition, compost sales, green waste disposal, residential motor oil disposal and bacteriological water testing is offered to local citizens and nearby municipalities. The Utility performs functions of capital budgeting and planning, system operations, maintenance, engineering design, engineering planning, finance and administration independent of the two cities, yet in conjunction with city activities. The Administration Division is responsible for all departmental activities.

FOCUS:

This program focuses on the following: to provide administration guidance to all departmental divisions and coordinate efforts to provide quality water and sewer service to Texarkana, Arkansas and Texas and surrounding area; to provide focus, planning and leadership to a program to improve existing Utility infrastructure; to lead the Utility in a program to improve the quality of customer service by upgrading the timeliness, courtesy and accuracy of the service; to continue to improve and expand the bi-city computer network and services; also to continue to improve interdivisional and intercity communication and cooperation; and to accomplish this goal by providing all divisions with all aspects of customer relations training.

PERSONNEL SCHEDULE

POSITION	CLASS	CURRENT	PROPOSED
Executive Director	14	1	1
✧ Administrative Coordinator	6	1	1
✧ Custodian/Courier	1	0	0
✧ Finance Director	13	1	1
✧ Senior Accountant	8	1	1
✧ Assistant Director	13	1	1

TEXARKANA WATER UTILITIES
ADMINISTRATION- 110

	<i>Actual</i> <i>18-19</i>	<i>Budget</i> <i>19-20</i>	<i>Revised</i> <i>19-20</i>	<i>Budget</i> <i>20-21</i>
EXPENDITURES				
Personal Services	509,287	544,186	512,860	513,094
Supplies	7,889	7,880	27,922	37,765
Repairs & Maintenance	22,787	22,575	22,575	22,575
Contractual Services	16,180	14,285	14,089	14,655
Capital Outlay				
TOTAL	556,143	588,926	577,446	588,089

PERSONAL SERVICES

511100	Supervision	260,347	262,332	262,332	261,912
511300	Clerical	101,246	107,168	103,100	102,468
511411	Maintenance & Oper	10,400	20,950	1,762	
511412	M & O Overtime		250	409	
511523	Pay Out Comp Time				
511611	Temporary Labor	11,109		317	
511811	Stipend				
512111	Longevity	4,464	4,698	4,698	4,932
512112	Group Insurance	33,334	39,567	36,292	35,773
512114	Retirement	61,283	63,689	60,595	60,169
512115	Social Security	28,555	30,152	28,756	28,512
512116	Workmen's Comp	1,802	1,644	1,644	1,182
512118	Employee Screening	34			
512121	Certification/License Pay	554		3,600	3,600
512100	Education & Training	8,590	13,736	9,355	14,546
519999	Sal & Benefit Transfers	(12,431)			
TOTAL		509,287	544,186	512,860	513,094

SUPPLIES

521100	Office Supplies	3,130	3,530	3,286	3,550
521200	Operating Supplies	630	625	630	630
521311	Botanical Supplies				
521411	Personal Protective Equip	86			
521416	Emergency/Disaster			250	
521911	Uniform Cost	202	325	145	145
521912	Uniform Maintenance				
521913	All Weather Gear				
522300	Laundry & Janitorial	3,841	3,400	23,611	33,440
522500	Lab & Photo Sup & Exp				
522700	Printing				

TEXARKANA WATER UTILITIES
ADMINISTRATION- 110

	<i>Actual 18-19</i>	<i>Budget 19-20</i>	<i>Revised 19-20</i>	<i>Budget 20-21</i>
TOTAL	7,889	7,880	27,922	37,765
<u>REPAIRS & MAINTENANCE</u>				
531111 Office Machines & Eq	90	75	75	75
532100 Building	22,675	22,500	22,500	22,500
TOTAL	22,787	22,575	22,575	22,575
<u>CONTRACTUAL SERVICES</u>				
541311 Communications	1,130	2,200	1,500	2,000
541711 Equipment Rental				
544211 Freight Charges				
543111 Garbage Hauling	1,612	1,875	1,863	1,875
543400 Insurance	3,186	3,260	3,013	3,030
543900 Legal				
544100 Maintenance Contracts	7,315	4,000	4,763	4,800
544900 Postage	2	10	10	10
545700 Special Services	435	440	440	440
545719 Other Special Services	2,500	2,500	2,500	2,500
TOTAL	16,180	14,285	14,089	14,655
<u>CAPITAL OUTLAY</u>				
551111 Furniture & Fixtures				
TOTAL				
TOTAL BUDGET	556,143	588,926	577,446	588,089
62.80% Texas				369,331
37.20% Arkansas				218,758
				588,089

Accounting/Personnel - 210

DESCRIPTION:

The Accounting Division is a unit engaged in the collection, recording and distribution of financial data within the Utility. This division is responsible for all accounting services which include Cash and Investment Management, Payroll, Human Resources, Purchasing, Fuel Station Operations, Warehouse Inventory, Asset Depreciation/Management, Accounts Payable and Accounts Receivable. This department prepares and maintains accounting procedures for a complex accounting system comprised of eight (8) separate entities in accordance with management directives and corresponding principles and regulations. The entities include the Water Utilities Department for the Cities of Texarkana Texas and Texarkana, Arkansas, Lake Texarkana Water Supply Corporation, Graphic Packaging Company-Water Funds, Mandeville, Union, Leary Water Systems and Miller County Public Water Authority. This division supervises a materials and supplies warehouse where an inventory is maintained, and stock items are purchased and issued to other divisions within the Utility. The Utilities Fueling Station is operated and maintained in accordance with all legal requirements and/or policies. In addition, the division provides all Payroll and Human Resource services that include processing a bi-weekly payroll for approximately 168 employees, benefits administration, worker's compensation, job postings and new employee orientation while maintaining all past and present Utility Personnel records. We compile, calculate and prepare data for billing of fuel, vehicle maintenance, Internet service, IT service calls and other materials and equipment expenses to various City and County offices.

FOCUS:

The primary focus of the Accounting Division is to provide prompt and courteous service to both internal and external customers. We process, record and summarize external transactions and inter-fund activities in an accurate and timely manner. The Accounting Division provides technical accounting support and assistance to all divisions within the Utility. We continuously seek to integrate modern technology to increase operational efficiency.

PERSONNEL SCHEDULE

POSITION	CLASS	CURRENT	PROPOSED
✧ Accounting Supervisor	8	1	1
✧ Purchasing Agent II	5	1	1
✧ Purchasing Agent I	5	1	1
✧ Payroll/Benefits Administrator	6	1	1
✧ Senior Accounting Clerk	5	1	1
✧ Accounting Clerk II (frozen)	5	0	0

TEXARKANA WATER UTILITIES

ACCOUNTING / PERSONNEL- 210

	<i>Actual 18-19</i>	<i>Budget 19-20</i>	<i>Revised 19-20</i>	<i>Budget 20-21</i>
<u>EXPENDITURES</u>				
Personal Services	276,307	286,968	275,962	277,216
Supplies	14,316	16,660	12,560	14,535
Repairs & Maintenance	4,697	4,737	373	3,713
Contractual Services	125,471	154,620	141,155	158,945
Capital Outlay				
TOTAL	420,791	462,985	430,050	454,409

PERSONAL SERVICES

511100	Supervision		38,080	22,112	37,960
511311	Clerical	143,107	153,000	147,500	150,400
511312	Overtime	4,149	3,000	3,761	3,000
511523	Payout-Comp Time	179			
511611	Temporary Labor	57,142		23,580	
511811	Stipend				
512111	Longevity	1,740	1,980	1,980	2,220
512112	Group Insurance	26,172	38,776	28,934	29,784
512114	Retirement	24,564	31,581	28,670	31,557
512115	Social Security	11,377	14,998	13,606	14,962
512116	Workmen's Comp	1,303	1,177	1,138	1,173
512118	Employee Screening		41	41	41
512121	Certification/License Pay	1,808		2,500	2,000
512100	Education & Training	4,766	4,335	2,140	4,120
TOTAL		276,307	286,968	275,962	277,216

SUPPLIES

521100	Office Supplies	10,736	10,445	8,800	9,320
521200	Operating Supplies	320	700	450	700
521400	Safety Supplies & Equip	781	3,015	1,010	2,015
521700	Minor Tools				
521911	Uniform Cost	558	600	600	600
521912	Uniform Maintenance				
522300	Laundry & Janitorial	305	300	300	300
522700	Printing	1,616	1,600	1,400	1,600
TOTAL		14,316	16,660	12,560	14,535

REPAIRS & MAINTENANCE

531111	Office Machines & Eq				
531200	Motor Vehicles				
531700	Machinery & Equip	4,697	4,637	273	3,613

TEXARKANA WATER UTILITIES

ACCOUNTING / PERSONNEL- 210

		<i>Actual</i> <i>18-19</i>	<i>Budget</i> <i>19-20</i>	<i>Revised</i> <i>19-20</i>	<i>Budget</i> <i>20-21</i>
532100	Building R & M		100	100	100
TOTAL		4,697	4,737	373	3,713
<u>CONTRACTUAL SERVICES</u>					
541111	Accounting & Audit	39,773	42,500	42,500	45,000
541311	Communications	19,190	24,000	21,000	23,000
541900	Fees and Permits	75	80	75	75
543400	Insurance	1,820	1,840	1,740	1,890
543900	Legal	4,144	6,000	5,000	6,000
544100	Maintenance Contracts	51,346	68,000	68,000	79,700
544900	Postage				
545200	Power Purchases	2,979	3,000	2,840	3,280
545719	Special Services	6,144	9,200		
TOTAL		125,471	154,620	141,155	158,945
<u>CAPITAL OUTLAY</u>					
551111	Furniture & Fixtures				
551113	Mobile Equipment				
551114	Machinery & Equipment				
551115	Communication Equip				
551117	Buildings & Facilities				
551121	Software				
TOTAL					
TOTAL BUDGET		420,791	462,985	430,050	454,409
61.83%	Texas				280,951
36.18%	Arkansas				164,415
0.40%	Mandeville				1,808
1.59%	Union				7,234
					454,409

Information Technology - 230

DESCRIPTION:

Information Technology is an internal division that supports all departments and divisions for both cities, TWU and Bowie County. Our customer base is 1,000+ end-users and 48 locations. We continually research and make recommendation on all IT related hardware and software requests for purchase. We provide enterprise and departmentalized IT services. These IT services include, but are not limited to, installing and maintaining servers, system administration, security, networking, email services, internet access, database design, web site development, controlled access door system, video surveillance implementation, network wiring, wireless, fiber optics, public wireless access at selected city sites, IT work order system, electronic recycling, along with providing continual support for troubleshooting and repairing technical hardware and software. Training, on-site-remote technical support, third party application deployment and maintenance and remote access connectivity for authorized users/sites and continuously work with other public entities on technological projects.

FOCUS:

Implement technological improvements to maintain a high quality of service in the best cost-effective method to achieve performance efficiency for the entire network. Improve documentation and training to create a tech friendly environment. Our goal is to provide a valuable service for all end users to help promote opportunities toward increasing work productivity as well as increasing time efficiency.

PERSONNEL SCHEDULE

POSITION	CLASS	CURRENT	PROPOSED
IT Manager	12	1	1
◇ IT Specialist	11	1	2
◇ IT Technician	6	5	5
◇ Project Manager	11	1	1
◇ Fiber Optic Technician	8	2	2
◇ IT/GIS Administration Clerk	5	1	1

TEXARKANA WATER UTILITIES

INFORMATION TECHNOLOGY-230

	<i>Actual</i> <i>18-19</i>	<i>Budget</i> <i>19-20</i>	<i>Revised</i> <i>19-20</i>	<i>Budget</i> <i>20-21</i>
<u>EXPENDITURES</u>				
Personal Services	813,982	987,261	792,180	941,637
Supplies	17,101	31,110	21,830	29,910
Repairs & Maintenance	30,957	35,810	22,030	35,785
Contractual Services	137,429	173,391	164,231	173,421
Capital Outlay				
TOTAL	999,469	1,227,572	1,000,271	1,180,753

PERSONAL SERVICES

511100	Supervision	107,792	114,195	110,237	114,045
511311	Clerical	17,374	17,725	17,725	17,650
511312	Overtime	12			
511411	Maintenance & Oper	416,457	531,194	396,136	498,514
511412	Overtime	12,658	8,000	9,702	8,000
511414	Standby Pay				
511611	Temporary Labor	12,146	5,800	18,403	5,800
512111	Longevity	4,350	4,860	3,540	3,690
512112	Group Insurance	80,660	111,267	87,754	103,972
512114	Retirement	91,217	108,882	87,128	104,054
512115	Social Security	42,784	51,712	41,348	49,335
512116	Workmen's Comp	1,652	1,426	1,712	1,377
512118	Employee Screening	261	200	41	200
512121	Certification/License Pay	1,808		3,154	3,000
512100	Education & Training	24,811	32,000	15,300	32,000
519998	Sal & Ben Transfers In				
519999	Sal & Ben Transfers Out				
TOTAL		813,982	987,261	792,180	941,637

SUPPLIES

521100	Office Supplies	5,453	14,210	9,180	13,010
521200	Operating Supplies	8,985	13,000	9,300	13,000
521400	Safety Supplies & Equip	220	450	800	450
521700	Minor Tools	866	850	650	850
521900	Wearing Apparel	1,569	2,400	1,900	2,400
522300	Laundry & Janitorial	8	200		200
TOTAL		17,101	31,110	21,830	29,910

TEXARKANA WATER UTILITIES

INFORMATION TECHNOLOGY-230

	<i>Actual</i> <i>18-19</i>	<i>Budget</i> <i>19-20</i>	<i>Revised</i> <i>19-20</i>	<i>Budget</i> <i>20-21</i>
<u>REPAIRS & MAINTENANCE</u>				
531111	Office Machines & Equip			
531200	Motor Vehicle R & M	3,848	9,675	8,150
531700	Machinery & Equipment	366	1,435	2,935
532100	Building R & M	1,177	2,000	2,000
532113	Grounds & Parking	2,600	2,700	2,700
532200	Communications Infr R & M	22,966	20,000	20,000
539999	Equipment Apportionment			
TOTAL		30,957	35,810	35,785
<u>CONTRACTUAL SERVICES</u>				
541311	Communications	8,478	10,100	10,100
541700	Rental			
542411	Freight Charges			
543111	Garbage Hauling			
543400	Insurance	6,186	6,205	5,955
544100	Maintenance Contracts	109,621	144,941	144,941
544900	Postage	762	600	600
545200	Power Purchases	11,557	10,520	10,800
545700	Special Services	825	1,025	1,025
TOTAL		137,429	173,391	173,421
<u>CAPITAL OUTLAY</u>				
551111	Furniture & Equipment			
TOTAL				
TOTAL BUDGET		999,469	1,227,572	1,000,271
68.71%	Texas			811,304
31.29%	Arkansas			369,449
				1,180,753

Customer Service - 310

DESCRIPTION:

The Customer Service Division provides daily assistance to customers and is responsible for the billing, printing and mailing of more than 25,000 bills for water, sewer and/or refuse charges, as well as handling payments, collections and being a call center for the Utility. Customer Service Specialists process more than 20,000 payments each month, a large number of which are brought directly into the office by our customers. Payment options currently include in person, online, by phone, electronic through personal bank accounts and a new mobile app has been created. Another 500 to 1,000 customers request additional service and are worked with one-on-one by our highly trained staff. The Utility receives an average of 400 calls daily from citizens with questions related to Utility services or other City services. Calls on Utility related subjects such as service availability, water quality, leaks, mapping, computer services and dozens of others are directed to one of more than 20 different divisions within the Utility. Because we know every call is important, Customer Service also directs questions or calls on other City matters to appropriate departments within the two Texarkanas.

Texarkana Water Utilities recognizes the benefits of excellent customer service and provides opportunities for employees to attend seminars and workshops to receive additional training.

Focus:

The primary focus of this division can be found in our name "Customer Service". We strive to offer timely, accurate, efficient service to our customers and work very closely with other divisions of the Utility to ensure quality customer service is achieved. Being the primary link between the citizens of Texarkana and the rest of the Utility, we work hard to meet our customers' needs and maintain the lines of communication required to keep our customers satisfied.

PERSONNEL SCHEDULE

POSITION	CLASS	CURRENT	PROPOSED
Customer Service/Accounting/HR Mgr.	11	1	1
✧ Customer Service Supervisor	7	1	1
✧ Customer Service Specialist I	2	10	10
✧ Billing Technician	5	3	3

TEXARKANA WATER UTILITIES
CUSTOMER SERVICE- 310

	<i>Actual</i> <i>18-19</i>	<i>Budget</i> <i>19-20</i>	<i>Revised</i> <i>19-20</i>	<i>Budget</i> <i>20-21</i>
<u>EXPENDITURES</u>				
Personal Services	634,010	714,181	668,795	714,677
Supplies	81,122	81,320	80,132	84,225
Repairs & Maintenance	1,320	1,975	1,215	2,195
Contractual Services	203,218	213,261	203,228	217,990
Capital Outlay				
TOTAL	919,670	1,010,737	953,370	1,019,087

PERSONAL SERVICES

511100	Supervision	115,458	119,490	118,590	116,690
511311	Clerical	283,372	354,691	312,533	349,562
511312	Overtime	12,698	10,000	10,000	10,000
511523	Payout- Comp Time				
511611	Temporary Labor	52,732	10,000	24,529	
511811	Stipend				
512111	Longevity	6,960	7,800	7,680	7,680
512112	Group Insurance	64,390	94,323	84,000	111,599
512114	Retirement	68,197	77,275	72,750	76,512
512115	Social Security	31,292	37,637	34,525	37,212
512116	Workmen's Comp	1,061	1,039	1,181	1,027
512117	Unemployment				
512118	Employee Screening	74	81	100	90
512121	Certification/License Pay	385		2,500	2,500
512100	Education & Training	3,053	1,845	407	1,805
519999	Sal & Ben Transfers Out	(5,662)			
TOTAL		634,010	714,181	668,795	714,677

SUPPLIES

521100	Office Supplies & Exp	28,195	26,720	29,175	30,125
521200	Operating Supplies	1,008	1,600	1,600	1,600
521400	Safety Supplies & Equip			357	
521700	Minor Tools				
521912	Uniform Maintenance	1,189	1,500	1,500	1,500
522313	Laundry & Janitorial Sup				
522700	Printing	50,925	51,500	47,500	51,000
TOTAL		81,317	81,320	79,775	84,225

TEXARKANA WATER UTILITIES
CUSTOMER SERVICE- 310

	<i>Actual</i> <i>18-19</i>	<i>Budget</i> <i>19-20</i>	<i>Revised</i> <i>19-20</i>	<i>Budget</i> <i>20-21</i>
<u>REPAIRS & MAINTENANCE</u>				
531111 Office Machines & Eq		150	25	150
531200 Motor Vehicles	1,320	1,825	1,190	2,045
TOTAL	1,320	1,975	1,215	2,195
<u>CONTRACTUAL SERVICES</u>				
541311 Communications	1,344	935	935	2,975
541700 Rentals	5,541	850	850	2,550
543400 Insurance	2,960	2,926	2,903	2,940
544100 Maintenance Contracts	62,405	78,525	78,525	79,500
544900 Postage	130,793	130,000	120,000	130,000
545700 Special Services	175	25	15	25
TOTAL	203,218	213,261	203,228	217,990
<u>CAPITAL OUTLAY</u>				
551111 Furniture & Equipment				
TOTAL				
TOTAL BUDGET	919,865	1,010,737	953,013	1,019,087
60% Texas				611,270
35% Arkansas				356,862
1% Mandeville				10,191
4% Union				40,764
				1,019,087

Field Services - 330

DESCRIPTION:

The Field Services Division works closely with Customer Service personnel in the continuous effort to process service requests in a timely and professional manner.

This division is responsible for reading approximately 30,000 meters monthly, requiring the highest degree of accuracy to ensure customer confidence. We are also responsible for handling between 3,000 and 4,000 customer requests such as meter re-reads, turn-on and turn-off orders, initiation and termination of service, meter change-outs and meter box upgrades, meter maintenance and testing each month.

FOCUS:

Field Services' personnel play a major role in the day-to-day representation of the Utility to its customers. The Field Services Representative, better known as the meter reader, is the most widely recognized employee of the Utility. The Utility takes pride in providing Field Services personnel with the technical training and the customer service training necessary to give our customers the best possible service available.

PERSONNEL SCHEDULE

POSITION	CLASS	CURRENT	PROPOSED
◇ Field Services Foreman	4	0	0
◇ Metering/Field Services Supervisor	8	1	1
◇ Metering Foreman	4	1	1
◇ Field Services Representative I	3	8	8
◇ Chief Meter Technician	6	1	1
◇ Meter Service Technician	6	1	1

TEXARKANA WATER UTILITIES

FIELD SERVICES- 330

	<i>Actual</i> <i>18-19</i>	<i>Budget</i> <i>19-20</i>	<i>Revised</i> <i>19-20</i>	<i>Budget</i> <i>20-21</i>
<u>EXPENDITURES</u>				
Personal Services	522,594	638,931	537,824	653,468
Supplies	11,781	11,870	8,480	10,970
Repairs & Maintenance	38,097	43,475	33,045	42,825
Contractual Services	18,984	22,280	20,090	22,040
Capital Outlay				
TOTAL	591,456	716,556	599,439	729,303

PERSONAL SERVICES

511200	Supervision		54,250	43,704	56,600
511411	Maintenance & Oper	252,254	328,351	223,273	323,551
511412	Overtime	14,305	14,500	10,012	12,000
511414	Standby				
511416	Emergency/Disaster			3,001	
511523	Payout- Comp Time				
511611	Temporary Labor	119,061	20,000	96,570	20,000
512111	Longevity	2,040	2,520	2,460	2,760
512112	Group Insurance	62,279	112,927	75,522	131,002
512114	Retirement	43,824	64,369	53,842	64,042
512115	Social Security	19,365	30,571	18,164	30,364
512116	Workmen's Comp	7,874	7,848	8,311	7,784
512117	Unemployment Benefits				
512118	Employee Screening	282	300	125	300
512121	Certification/License Pay	654		1,692	2,000
512100	Education & Training	656	3,295	1,148	3,065
519999	Sal & Ben Transfers Out				
TOTAL		522,594	638,931	537,824	653,468

SUPPLIES

521100	Office Supplies	904	920	770	920
521200	Operating Supplies	2,567	2,900	1,725	2,900
521400	Safety Supplies & Equip	1,804	1,800	1,200	1,500
521411	Personal Protective Eq	1,804	1,800	1,200	1,500
521413	Emergency Response				
521415	Facilities Maintenance				
521419	Ground Maintenance				
521700	Minor Tools	1,684	1,100	485	900
521900	Wearing Apparel	3,879	3,750	3,600	3,750

TEXARKANA WATER UTILITIES
FIELD SERVICES- 330

		<i>Actual</i>	<i>Budget</i>	<i>Revised</i>	<i>Budget</i>
		<i>18-19</i>	<i>19-20</i>	<i>19-20</i>	<i>20-21</i>
522300	Laundry & Janitorial	205	900	200	500
522500	Lab & Photo Sup & Exp				
522700	Printing	738	500	500	500
TOTAL		11,781	11,870	8,480	10,970

REPAIRS & MAINTENANCE

531111	Office Mach & Equip				
531200	Motor Vehicles R & M	34,291	39,050	30,920	38,900
531700	Equipment R & M	3,826	4,025	2,025	3,525
531800	Signal Equipment		400	100	400
532100	Building R & M				
539999	Equipment Apportionment	(20)			
TOTAL		38,097	43,475	33,045	42,825

CONTRACTUAL SERVICES

541311	Communications	6,099	7,900	6,300	7,600
541700	Rentals		100	25	100
542411	Freight Charges				
543400	Insurance	6,716	6,930	6,165	6,540
544100	Maintenance Contracts	5,924	6,800	7,100	7,300
544900	Postage	75	200	200	200
545700	Special Services	170	350	300	300
TOTAL		18,984	22,280	20,090	22,040

CAPITAL OUTLAY

551114	Machinery & Equipment				
TOTAL					

TOTAL BUDGET		591,456	716,556	599,439	729,303
---------------------	--	----------------	----------------	----------------	----------------

59.98%	Texas				437,455
35.02%	Arkansas				255,382
1.00%	Mandeville				7,293
4.00%	Union				29,173
					729,303

Wright Patman Water Treatment Plant – 410



DESCRIPTION:

Producing a safe, potable, continuous supply of water to the communities we serve is our primary goal. Each new main that is installed by either the Utility or a contractor is bacteriologically tested. Texarkana's water is a blend of two water sources with completely different characteristics. Considering this unique set of challenges, we consistently produce some of the best tasting water in Arkansas and Texas. Our lab is certified by TCEQ to run bacteriological testing for the Texarkana system. Lab services are available to all public water supply systems and private well owners for a nominal cost.

Focus:

Our primary focus will continue to be the education and training of our water treatment operators. Optimizing a water treatment facility requires continual changes in water treatment procedures to maintain our superior water rating by the Texas Commission on Environmental Quality (TCEQ). The U.S. Environmental Protection Agency drinking water regulations become more stringent each year, making it necessary for us to adapt our procedures to ensure the quality of water we produce continues to meet or exceed their requirements. Only 8% of surface water utilities in Texas have a superior water rating, which we have maintained since 1960. This has been accomplished by competent, educated and well-trained operators who are conscientious and trustworthy in their work.

TEXARKANA WATER UTILITIES

Wright Patman Water Treatment Plant - 410**PERSONNEL SCHEDULE**

POSITION	CLASS	CURRENT	PROPOSED
Water Production Manager	11	1	1
✧ Plant Operations Supervisor	10	1	1
✧ Chief Plant Operator	7	1	1
✧ Plant Operations Chemist III	7	2	2
✧ Plant Operations Chemist II	6	4	4
✧ Plant Operations Chemist I	4	3	3
✧ Plant Maintenance Supervisor	10	1	1
✧ Maintenance Chief	7	1	1
✧ Plant Mechanic II	5	2	3
✧ Plant Mechanic I	4	2	2
✧ Laboratory Supervisor	8	1	1
✧ Lab Technician II	7	1	1
✧ Lab Technician I	5	1	1
✧ Licensed Electrician	8	1	1
✧ Electronics Specialist Trainee(frozen)	8	0	0

TEXARKANA WATER UTILITIES

WRIGHT PATMAN WATER TREATMENT PLANT- 410

	<i>Actual</i> <i>18-19</i>	<i>Budget</i> <i>19-20</i>	<i>Revised</i> <i>19-20</i>	<i>Budget</i> <i>20-21</i>
<u>EXPENDITURES</u>				
Personal Services	1,215,493	1,460,373	1,105,041	1,490,593
Supplies	1,035,472	1,001,935	935,008	1,011,800
Repairs & Maintenance	110,120	214,930	226,225	213,475
Contractual Services	640,199	772,554	733,157	745,661
Capital Outlay				
TOTAL	3,001,284	3,449,792	2,999,431	3,461,529

PERSONAL SERVICES

511100	Supervision	145,338	183,475	139,203	174,430
511411	Maintenance & Oper	561,874	733,674	461,672	726,200
511412	Overtime	90,699	43,000	60,000	43,000
511414	Standby				
511415	Shift Differential	7,088	7,500	4,900	7,500
511523	Payout-Comp Time				
511611	Temporary Labor	39,574	20,000	26,915	20,000
511811	Stipend				
512111	Longevity	8,310	9,315	8,631	9,885
512112	Group Insurance	123,235	177,125	137,075	182,537
512114	Retirement	133,169	157,284	115,858	160,804
512115	Social Security	60,771	74,699	51,592	76,241
512116	Workmen's Comp	26,525	22,951	25,080	23,596
512117	Unemployment				
512118	Employee Screening	198	250	200	200
512121	Certification/License Pay	5,569		38,759	36,100
512100	Education & Training	13,143	31,100	29,600	30,100
519999	Salary & Ben Transfer				
TOTAL		1,215,493	1,460,373	1,099,485	1,490,593

SUPPLIES

521100	Office Supplies	1,160	2,330	2,600	2,600
521200	Operating Supplies	5,247	8,500	8,500	8,500
521311	Botanical Supplies		200		
521400	Safety	24,953	25,400	35,517	25,400
521700	Minor Tools	2,761	6,000	6,000	6,000
521900	Wearing Apparel	6,799	7,800	6,766	6,800
522300	Laundry & Janitorial	2,906	3,000	4,000	4,000
522500	Lab & Photo Supplies	31,920	34,000	36,000	36,000
522700	Printing	690	1,000	2,000	2,000
522800	Chemicals - Plant	953,516	882,205	817,125	904,000
522900	Chemicals - Lake	5,520	31,500	16,500	16,500

TEXARKANA WATER UTILITIES

WRIGHT PATMAN WATER TREATMENT PLANT- 410

	<i>Actual 18-19</i>	<i>Budget 19-20</i>	<i>Revised 19-20</i>	<i>Budget 20-21</i>
TOTAL	1,035,472	1,001,935	934,891	1,011,800
<u>REPAIRS & MAINTENANCE</u>				
531111 Office Machines & Eq				
531200 Motor Vehicles	20,932	24,700	24,700	24,700
531700 Machinery & Equip	6,404	10,500	10,500	10,500
531800 Signal Equipment	70	3,500	500	2,250
532100 Building	283	9,000	9,000	9,500
533100 Water Treatment Equip	63,193	112,000	112,000	112,000
533200 Water Transmission Mains	22,858	29,000	29,000	29,000
533600 Tanks & Reservoirs	1,855	30,000	45,000	30,000
534100 Sewer Equipment R & M		1,000	1,000	1,000
533711 Sludge Pond Maintenance				
539998 Equipment Utilization				
539999 Equipment Apportionment	(5,475)	(4,770)	(5,475)	(5,475)
TOTAL	110,120	214,930	226,225	213,475
<u>CONTRACTUAL SERVICES</u>				
541111 Accounting & Audit	5,747	5,700	5,700	5,800
541311 Communications	8,276	11,000	8,500	9,000
541700 Rentals	1,718	4,000	5,000	4,000
541900 Fees and Permits	51,737	52,000	51,737	52,000
543111 Garbage Hauling	2,455	2,100	2,580	2,600
543400 Insurance	44,431	45,000	45,053	46,275
543600 Laboratory Services	10,960	14,775	14,775	14,775
544100 Maintenance Contracts	6,615	12,616	12,936	12,936
544900 Postage	385	1,625	1,625	1,625
545200 Power Purchases	302,647	359,550	359,550	359,550
545511 Power Purchases - Lake	204,458	245,000	225,000	235,000
545700 Special Services	157	18,575	701	2,100
546311 Water Rights	613	613		
TOTAL	640,199	772,554	733,157	745,661
<u>CAPITAL OUTLAY</u>				
551111 Furniture & Fixtures				
TOTAL				
TOTAL BUDGET	3,001,284	3,449,792	2,993,758	3,461,529
100% Texas				3,461,529

Millwood Water Treatment Plant - 420



DESCRIPTION:

At the Millwood Water Treatment Plant, our primary goal is to provide an adequate, uninterrupted supply of potable water to the communities we serve. Texarkana’s water is a blend of two water sources with completely different characteristics. We strive to produce the best tasting and highest quality water in Arkansas and Texas.

FOCUS:

Planning for the future by optimizing the treatment facilities and utilizing the latest technology in surface water treatment is our primary focus. Providing professional training for our operators ensures they remain knowledgeable of the most current rules and regulations and treatment processes. The division’s operators focus on protecting public health, producing a safe, aesthetically pleasing drinking water and safeguarding the environment through professionalism, treatment, optimization and team effort.

PERSONNEL SCHEDULE

POSITION	CLASS	CURRENT	PROPOSED
✧ Chief Plant Operator	7	1	1
✧ Plant Operations Chemist II	6	1	1
✧ Plant Operations Chemist I	4	1	1
✧ Maintenance Chief	7	1	1

TEXARKANA WATER UTILITIES

MILLWOOD WATER TREATMENT PLANT- 420

	<i>Actual 18-19</i>	<i>Budget 19-20</i>	<i>Revised 19-20</i>	<i>Budget 20-21</i>
<u>EXPENDITURES</u>				
Personal Services	357,303	377,807	529,390	375,205
Supplies	362,777	272,575	443,782	423,475
Repairs & Maintenance	53,632	108,450	65,650	63,150
Contractual Services	688,491	714,045	800,537	719,275
Capital Outlay				
TOTAL	1,462,203	1,472,877	1,839,359	1,581,105

PERSONAL SERVICES

511200	Supervision	46,562	55,692	69,472	55,565
511411	Maintenance & Oper	167,109	204,614	222,431	180,601
511412	Overtime	36,773	5,000	26,240	5,000
511415	Shift Differential	531	500	3,818	500
511416	Emergency/Disaster			46,527	
511523	Payout- Comp Time				
511611	Temporary Labor			672	
511811	Stipend				
512111	Longevity	4,890	4,440	5,091	4,620
512112	Group Insurance	32,150	33,860	48,002	36,010
512114	Retirement	42,073	43,729	52,721	43,185
512115	Social Security	19,251	20,768	25,019	20,475
512116	Workmen's Comp	1,958	2,654	2,448	2,649
512118	Employee Screening	170	50		
512121	Certification/License Pay	3,146		20,449	20,100
512100	Education & Training	2,690	6,500	6,500	6,500
519999	Salary & Benefit Transfer				
TOTAL		357,303	377,807	529,390	375,205

SUPPLIES

521100	Office Supplies	64	425	425	425
521200	Operating Supplies	2,143	2,500	2,500	2,500
521311	Botanical Supplies				
521400	Safety	23,286	8,800	7,800	7,800
521700	Minor Tools	1,887	1,500	1,000	1,000
521900	Wearing Apparel	1,733	2,050	2,357	2,050
522300	Laundry & Janitorial	869	1,900	1,900	1,900
522500	Lab & Photo Supplies	3,504	5,000	5,000	5,000
522700	Printing	328	400	800	800
522800	Chemicals - Plant	328,963	250,000	422,000	402,000
TOTAL		362,777	272,575	443,782	423,475

TEXARKANA WATER UTILITIES

MILLWOOD WATER TREATMENT PLANT- 420

	<i>Actual</i>	<i>Budget</i>	<i>Revised</i>	<i>Budget</i>
	<i>18-19</i>	<i>19-20</i>	<i>19-20</i>	<i>20-21</i>
<u>REPAIRS & MAINTENANCE</u>				
531200	Motor Vehicles	2,124	3,175	3,175
531700	Machinery & Equip	9,020	18,775	17,975
531800	Signal Equipment	418	3,500	3,500
532100	Building	760	5,000	5,000
533100	Water Treatment Equip	36,445	65,000	30,000
533200	Water Transmission Mains	3,490	5,000	5,000
533600	Tanks & Reservoirs	1,375	8,000	1,000
533711	Sludge Pond Maintenance			
539998	Equipment Utilization			
TOTAL		53,632	108,450	65,650
<u>CONTRACTUAL SERVICES</u>				
541111	Accounting & Audit	2,534	2,300	2,300
541311	Communications	8,879	9,500	10,646
541700	Rentals	2,017	2,000	2,000
541900	Fees and Permits	45,344	47,160	47,160
543400	Insurance	14,022	14,070	14,803
543600	Laboratory Services	92	500	500
544100	Maintenance Contracts	456	785	1,000
544911	Postage			
544912	Special Delivery Service	60	30	
545200	Power Purchases	193,497	195,000	283,000
545511	Power Purchases - Lake			
545700	Special Services	15	700	700
546311	Water Rights	157,940	170,000	165,000
546312	Water Rights-10MG	263,635	272,000	273,428
TOTAL		688,491	714,045	800,537
<u>CAPITAL OUTLAY</u>				
551114	Machinery & Equipment			
TOTAL				
TOTAL BUDGET		1,462,203	1,472,877	1,839,359
100%	Arkansas			1,581,105

Water Distribution – Graphic Packaging (formerly International Paper) - 490



DESCRIPTION:

The main objective of this division is to track the maintenance and repairs to the Graphic Packaging (G.P.) distribution system supplying raw water from the G.P. platform at Lake Wright Patman to the G.P. Mill in Domino, TX. The industrial water capacity is approximately 45 MGD, while the drinking water capacity is 2 MGD. This division also tracks the costs of operating and maintaining the chemical feed station, as well as the maintenance of the treated water line that supplies potable drinking water from the G.P. water plant to the cities of Domino, Atlanta and Queen City, TX.

FOCUS:

The division's objective is to provide all maintenance, repairs, communications and other tasks in a timely and cost-effective manner; to maintain good relations with all parties while performing professionally at all times. A second primary objective is to balance the desire of G.P. to have a consistent supply of raw water for its industrial process with the need of Domino and Atlanta to have a safe and reliable source of drinking water for their citizens.

PERSONNEL SCHEDULE

No permanently assigned personnel. Personnel are assigned from various divisions as needed.

Time and other expenses are charged to this division when maintenance or other work is performed for the G.P. system.

Wagner Creek Wastewater Treatment Plant – 520



DESCRIPTION:

This program is responsible for the reclamation of all wastewater from the City of Nash, Texas; the City of Wake Village, Texas; and a portion of the North Texarkana, Texas area. The program is responsible for the treatment, testing, discharge and disposal of all water and separated biosolids in an environmentally safe manner that meets or exceeds all regulatory agency requirements.

FOCUS:

To continue using process control data and making operational upgrades to accommodate the needs of the public in the safest and most efficient manner possible while meeting all regulatory requirements. The division is planned to begin construction on the new plant upgrade this fiscal year which will effectively accommodate all new business, industry and new home construction well into the future.

PERSONNEL SCHEDULE

POSITION	CLASS	CURRENT	PROPOSED
Plant Operator II	6	1	1

TEXARKANA WATER UTILITIES

WAGNER CREEK WASTEWATER TREATMENT PLANT- 520

	<i>Actual</i> <i>18-19</i>	<i>Budget</i> <i>19-20</i>	<i>Revised</i> <i>19-20</i>	<i>Budget</i> <i>20-21</i>
<u>EXPENDITURES</u>				
Personal Services	91,408	93,601	109,398	103,802
Supplies	18,959	53,570	50,750	53,565
Repairs & Maintenance	42,652	57,738	27,445	39,738
Contractual Services	201,884	218,084	190,764	217,362
Capital Outlay				
TOTAL	354,903	422,993	378,357	414,467

PERSONAL SERVICES

511200	Supervision	12,643	15,637	12,807	12,807
511411	Maintenance & Oper-Reg	43,656	48,810	53,320	51,580
511415	Maintenance & Oper-Shift				
511412	Overtime	6,926	4,000	6,453	6,800
511611	Temporary Labor				
512111	Longevity	696	480	780	540
512112	Group Insurance	9,729	6,622	10,675	6,993
512114	Retirement	10,574	11,102	11,826	12,380
512115	Social Security	4,832	5,273	5,612	5,870
512116	Workmen's Comp	692	597	630	732
512118	Employee Screening				
512121	Certification/License Pay	1,046		6,800	5,000
512100	Education & Training	614	1,080	495	1,100
TOTAL		91,408	93,601	109,398	103,802

SUPPLIES

521100	Office Supplies	5	245	75	245
521200	Operating Supplies	648	780	600	780
521311	Botanical Supplies				
521400	Safety		850	850	850
521700	Minor Tools	80	300	200	300
521900	Wearing Apparel	365	580	550	580
522300	Laundry & Janitorial	51	75	35	70
522500	Lab & Photo Supplies	3,319	5,900	6,470	5,900
522713	Printing-Other				
522800	Chemicals - Plant	14,491	44,840	41,970	44,840
TOTAL		18,959	53,570	50,750	53,565

REPAIRS & MAINTENANCE


531200	Motor Vehicles	1,884	2,913	2,140	2,913
531700	Machinery & Equip	123	200	200	200

TEXARKANA WATER UTILITIES

WAGNER CREEK WASTEWATER TREATMENT PLANT- 520

		<i>Actual</i>	<i>Budget</i>	<i>Revised</i>	<i>Budget</i>
		<i>18-19</i>	<i>19-20</i>	<i>19-20</i>	<i>20-21</i>
531800	Signal Equipment	265	475	475	475
532100	Building	977	850	850	850
534113	Sewer Treatment Equip	15,197	20,000	15,000	15,000
534211	Sewer Collection System				
534311	W.C. Pump Around	1,635	15,000	2,000	2,000
534500	Lift Station Maintenance	22,571	18,300	6,780	18,300
TOTAL		42,652	57,738	27,445	39,738
<u>CONTRACTUAL SERVICES</u>					
541111	Accounting & Audit	767	756	756	770
541311	Communications	2,918	3,000	3,000	3,000
541700	Rentals				
541900	Fees and Permits	13,145	16,327	15,160	16,327
542411	Freight Charges				
543111	Garbage Hauling	1,469	1,561	1,561	1,560
543400	Insurance	2,764	2,780	2,907	2,945
543600	Laboratory Services	10,117	12,000	12,000	12,000
543900	Legal				
544100	Maintenance Contracts				
544900	Postage	151	460	230	460
545200	Power Purchases	170,545	180,900	155,000	180,000
545700	Special Services	8	300	150	300
TOTAL		201,884	218,084	190,764	217,362
<u>CAPITAL OUTLAY</u>					
551111	Furniture & Fixtures				
551114	Machinery & Equipment				
TOTAL					
TOTAL BUDGET		354,903	422,993	378,357	414,467
100%	Texas				414,467

South Regional Wastewater Treatment Plant – 530



DESCRIPTION:

This program is responsible for the pumping and reclamation of wastewater and the ultimate disposal of the residual biosolids for the Cities of Texarkana, Arkansas and Texas in a manner that is efficient, environmentally safe and meets all regulatory agency requirements.

FOCUS:

The focus is to continue to evaluate and develop the expertise and professionalism of the division personnel, to ensure the program is maintained and operated in the most efficient manner possible. Maintenance and operational procedures will continue to be evaluated and adjusted to meet the latest regulatory requirements, to utilize the latest technology, and to insure the use of the most cost-effective treatment methods available.

PERSONNEL SCHEDULE

POSITION	CLASS	CURRENT	PROPOSED
Pollution Control Manager	11	1	1
✧ Plant Operations Supervisor	10	1	1
✧ Chief Plant Operator	7	1	1
✧ Plant Operator III	7	0	1
✧ Plant Operator II	6	4	4
✧ Plant Operator I	4	9	9
✧ Chief Laboratory Technician	6	1	1
✧ Laboratory Technician	5	2	2
✧ Electronics Specialist	10	1	1
✧ Electronics Technician	5	1	1
✧ Plant Maintenance Supervisor	10	1	1
✧ Maintenance Chief	7	1	1
✧ Plant Mechanic II	5	3	3
✧ Plant Mechanic I	4	6	6
✧ Data Entry Clerk	3	1	1

TEXARKANA WATER UTILITIES

SOUTH REGIONAL WASTEWATER TREATMENT PLANT- 530

	<i>Actual 18-19</i>	<i>Budget 19-20</i>	<i>Revised 19-20</i>	<i>Budget 20-21</i>
<u>EXPENDITURES</u>				
Personal Services	1,754,263	2,085,083	1,788,678	2,102,258
Supplies	562,165	637,275	635,700	637,525
Repairs & Maintenance	312,140	367,149	333,638	367,345
Contractual Services	1,114,109	1,155,755	1,120,485	1,158,400
Capital Outlay				
TOTAL	3,742,677	4,245,262	3,878,501	4,265,528

PERSONAL SERVICES

511100	Supervision	149,420	170,346	160,465	162,426
511311	Clerical	28,556	33,550	28,216	42,400
511312	Clerical Overtime		200		200
511411	Maintenance & Oper	874,967	1,124,913	838,083	1,055,446
511412	M & O Overtime	97,409	50,000	66,406	51,000
511414	Standby				
511415	Shift Differential	8,385	7,000	8,919	7,000
511523	Pay Out- Comp Time				
511611	Temporary Labor	43,298		22,095	
512111	Longevity	14,964	16,140	15,840	16,440
512112	Group Insurance	215,403	305,237	247,563	311,187
512114	Retirement	192,830	225,851	192,803	227,731
512115	Social Security	86,709	107,264	91,498	107,973
512116	Workmen's Comp	21,012	20,082	21,680	20,205
512117	Unemployment Benefits				
512118	Employee Screening	485	750	750	
512121	Certification/License Pay	11,415		78,120	76,500
512100	Education & Training	10,720	23,750	16,240	23,750
519999	Sal & Benefit Transfers	(1,310)			
TOTAL		1,754,263	2,085,083	1,788,678	2,102,258

SUPPLIES

521100	Office Supplies	1,985	4,375	2,350	4,375
521200	Operating Supplies	8,042	12,800	12,200	12,800
521311	Botanical Supplies				
521400	Safety	1,886	3,700	3,650	3,950
521700	Minor Tools	897	1,600	1,150	1,600
521900	Wearing Apparel	11,786	12,500	12,300	12,500
522300	Laundry & Janitorial	7,677	6,600	6,600	6,600
522500	Lab & Photo Sup & Exp	26,394	36,000	38,000	36,000

TEXARKANA WATER UTILITIES

SOUTH REGIONAL WASTEWATER TREATMENT PLANT- 530

		<i>Actual</i> <i>18-19</i>	<i>Budget</i> <i>19-20</i>	<i>Revised</i> <i>19-20</i>	<i>Budget</i> <i>20-21</i>
522700	Printing		500	250	500
522800	Chemicals - Plant	503,498	559,200	559,200	559,200
TOTAL		562,165	637,275	635,700	637,525
<u>REPAIRS & MAINTENANCE</u>					
531111	Office Machines & Eq				
531200	Motor Vehicles	47,651	53,995	36,930	53,995
531700	Machinery & Equip	24,173	32,254	19,903	32,250
531800	Signal Equipment	1,357	2,500	2,500	2,500
532100	Building	9,067	13,500	13,500	13,500
534100	Sewer Treatment Equip	207,934	242,000	242,000	242,000
534500	Lift Station Maintenance	21,958	22,900	18,805	23,100
TOTAL		312,140	367,149	333,638	367,345
<u>CONTRACTUAL SERVICES</u>					
541311	Communications	17,279	20,550	20,550	20,550
541700	Rentals		3,500	3,500	3,500
541900	Fees and Permits	95,524	96,500	96,500	96,500
542411	Freight Charges				
543111	Garbage Hauling	25,288	25,855	24,300	25,855
543400	Insurance	68,497	68,535	69,820	71,180
543600	Laboratory Services	16,757	15,000	15,000	15,000
543900	Legal				
544100	Maintenance Contracts	6,659	9,550	9,550	9,550
544900	Postage	315	685	685	685
545200	Power Purchases	877,409	907,380	872,380	907,380
545700	Special Services	6,381	8,200	8,200	8,200
TOTAL		1,114,109	1,155,755	1,120,485	1,158,400
<u>CAPITAL OUTLAY</u>					
551111	Furniture & Fixtures				
551115	Communications Equip				
TOTAL					
TOTAL BUDGET		3,742,677	4,245,262	3,878,501	4,265,528

TEXARKANA WATER UTILITIES

SOUTH REGIONAL WASTEWATER TREATMENT PLANT- 530

	<i>Actual</i>	<i>Budget</i>	<i>Revised</i>	<i>Budget</i>
	<i>18-19</i>	<i>19-20</i>	<i>19-20</i>	<i>20-21</i>
63.21% Texas				2,696,153
36.79% Arkansas				1,569,375
				<u>4,265,528</u>

TEXARKANA WATER UTILITIES

North Texarkana Wastewater Treatment Plant - 540**DESCRIPTION:**

This program is responsible for the reclamation of wastewater from a portion of Northern Texarkana, Arkansas and Texarkana, Texas areas. The program is responsible for all wastewater treatment processes, the discharge of the treated water and the disposal of the separated biosolids in an environmentally safe manner that meets or exceeds all regulatory requirements.

FOCUS:

To continue using process control data and advancing technology to make operational upgrades that will meet the needs of the public and satisfy all regulatory requirements in the most efficient manner possible. This program is designed to accommodate the rapidly growing areas north of I-30 well into the future.

PERSONNEL SCHEDULE

POSITION	CLASS	CURRENT	PROPOSED
Plant Operator II	6	1	1

TEXARKANA WATER UTILITIES

NORTH TEXARKANA WASTEWATER TREATMENT PLANT- 540

	<i>Actual</i> 18-19	<i>Budget</i> 19-20	<i>Revised</i> 19-20	<i>Budget</i> 20-21
<u>EXPENDITURES</u>				
Personal Services	58,494	71,310	73,054	75,494
Supplies	59,866	71,309	71,530	71,309
Repairs & Maintenance	18,906	36,595	41,493	37,595
Contractual Services	73,800	85,187	76,244	85,330
Capital Outlay				
TOTAL	211,066	264,401	262,321	269,728

PERSONAL SERVICES

511200	Supervision		600	200	
511411	Maintenance & Oper-Reg	36,961	46,550	40,112	42,400
511412	Overtime	3,104	2,300	7,614	2,300
511611	Temporary Labor				
512111	Longevity	1,500	1,500	1,500	1,080
512112	Group Insurance	5,577	6,101	6,556	10,477
512114	Retirement	6,898	8,207	7,967	8,193
512115	Social Security	3,165	3,898	3,781	3,885
512116	Workmen's Comp	440	573	542	578
512118	Employee Screening				
512121	Certification/License Pay	769		4,231	5,000
512100	Education & Training	80	1,581	551	1,581
TOTAL		58,494	71,310	73,054	75,494

SUPPLIES

521100	Office Supplies	120	230	130	230
521200	Operating Supplies	126	400	560	400
521311	Botanical Supplies				
521400	Safety		675	675	675
521700	Minor Tools		250	252	250
521900	Wearing Apparel	371	504	479	504
522300	Laundry & Janitorial		100	100	100
522500	Lab & Photo Supplies	1,712	3,900	4,084	3,900
522713	Printing-Other Forms				
522800	Chemicals - Plant	57,537	65,250	65,250	65,250
TOTAL		59,866	71,309	71,530	71,309

REPAIRS & MAINTENANCE

531111	Office Machines & Eq				
531200	Motor Vehicles	1,544	4,345	2,595	4,345
531700	Machinery & Equip	107	3,000	3,000	3,000

TEXARKANA WATER UTILITIES

NORTH TEXARKANA WASTEWATER TREATMENT PLANT- 540

		<i>Actual</i>	<i>Budget</i>	<i>Revised</i>	<i>Budget</i>
		<i>18-19</i>	<i>19-20</i>	<i>19-20</i>	<i>20-21</i>
531800	Signal Equipment	265	400	400	400
532100	Building	220	650	650	650
534114	Mck B Swr Treatment Eq	11,330	20,000	20,000	20,000
534500	Lift Station Maintenance	5,440	8,200	14,848	9,200
TOTAL		18,906	36,595	41,493	37,595

CONTRACTUAL SERVICES

541111	Accounting & Audit	412	427	427	430
541311	Communications	3,131	3,280	3,280	3,280
541900	Fees and Permits	5,720	5,720	5,720	5,720
542411	Freight Charges		75	35	75
543400	Insurance	3,690	3,705	3,802	3,845
543600	Laboratory Services	99	545	545	545
544900	Postage	40	335	335	335
545200	Power Purchases	60,700	71,000	62,000	71,000
545700	Special Services	8	100	100	100
TOTAL		73,800	85,187	76,244	85,330

CAPITAL OUTLAY

551114	Machinery & Equipment				
TOTAL					

TOTAL BUDGET		211,066	264,401	262,321	269,728
---------------------	--	----------------	----------------	----------------	----------------

0.85%	Texas				2,300
99.15%	Arkansas				267,428
					269,728

Composting – 580

DESCRIPTION:

This program is responsible for the operation of the composting site located on the South Regional Wastewater Treatment Plant property. Responsibilities include inspecting and controlling green waste dumped by the public and commercial services; grinding the green waste; incorporating the grindings with biosolids from the wastewater plants into windrows; monitoring and regulating the composting process; screening the compost; and distributing the finished product to the public after meeting or exceeding all regulatory requirements.

FOCUS:

This division will continue to evaluate and upgrade the composting program's operations, utilizing the latest technology and developments, in order to offer the public the finest recycled materials possible. The division will also strive to make significant contributions to the Utilities' on-going efforts to divert as much material as possible from area landfills and eliminate land application of sewage biosolids. The program will pursue available state and federal grants for improvements and strive to offer the best customer services possible.

PERSONNEL SCHEDULE

POSITION	CLASS	CURRENT	PROPOSED
◇ Sludge Disposal Foreman	6	1	1
◇ Heavy Equipment Operator	4	2	2

TEXARKANA WATER UTILITIES
COMPOSTING- 580

	<i>Actual</i> <i>18-19</i>	<i>Budget</i> <i>19-20</i>	<i>Revised</i> <i>19-20</i>	<i>Budget</i> <i>20-21</i>
<u>EXPENDITURES</u>				
Personal Services	184,032	197,947	188,641	200,360
Supplies	8,458	11,965	10,720	11,715
Repairs & Maintenance	142,059	134,540	110,892	134,540
Contractual Services	17,566	17,850	18,225	18,840
Capital Outlay				
TOTAL	352,115	362,302	328,478	365,455

PERSONAL SERVICES

511411	Maintenance & Oper	109,883	120,225	109,612	111,775
511412	Overtime	9,816	7,500	4,000	7,500
511416	Emergency/Disaster			1,315	
511611	Temporary Labor				
512111	Longevity	2,640	2,760	2,760	2,880
512112	Group Insurance	27,714	30,027	30,026	32,817
512114	Retirement	20,122	21,018	18,971	21,001
512115	Social Security	8,817	9,982	9,003	9,957
512116	Workmen's Comp	1,878	1,873	1,997	1,868
512117	Unemployment Benefits				
512118	Employee Screening				
512121	Certification/License Pay	1,231		8,000	8,000
512100	Education & Training	1,931	4,562	2,957	4,562
TOTAL		184,032	197,947	188,641	200,360

SUPPLIES

521100	Office Supplies & Exp	122	800	530	800
521200	Operating Supplies	3,696	3,600	3,100	3,600
521311	Botanical Supplies		250		
521400	Safety Supplies & Equip	72	1,200	1,200	1,200
521700	Minor Tools	830	1,025	800	1,025
521900	Wearing Apparel	1,003	1,350	1,350	1,350
522300	Laundry & Janitorial		140	140	140
522500	Lab & Photo Sup & Exp	2,735	3,600	3,600	3,600
522800	Chemicals				
TOTAL		8,458	11,965	10,720	11,715

REPAIRS & MAINTENANCE

531200	Motor Vehicles	13,166	15,590	13,715	15,590
531700	Machinery & Equip	125,375	116,950	95,177	116,950

TEXARKANA WATER UTILITIES
COMPOSTING- 580

	<i>Actual</i>	<i>Budget</i>	<i>Revised</i>	<i>Budget</i>
	<i>18-19</i>	<i>19-20</i>	<i>19-20</i>	<i>20-21</i>
531800 Signal Equipment				
532100 Building R & M	3,518	2,000	2,000	2,000
533711 Sludge Pond Maintenance				
TOTAL	142,059	134,540	110,892	134,540
<u>CONTRACTUAL SERVICES</u>				
541311 Communications	1,214	560	1,530	1,535
541700 Rentals		2,500	2,500	2,500
542411 Freight Charges				
543400 Insurance	10,959	10,975	10,625	10,990
543600 Laboratory Services	5,225	3,300	3,300	3,300
544900 Postage	70	115	70	115
545700 Special Services	98	400	200	400
TOTAL	17,566	17,850	18,225	18,840
<u>CAPITAL OUTLAY</u>				
551114 Machinery & Equipment				
TOTAL				
TOTAL BUDGET	352,115	362,302	328,478	365,455
63.14% Texas				230,750
36.86% Arkansas				134,705
				365,455

Field Operations/Administration- 610

DESCRIPTION:

Our Field Operations Manager provides administrative and logistical support, guidance, leadership, and supervision for the water distribution, sewer collection and dispatch office. The Field Operations Manager maintains a high level of visibility with the public, interfacing daily to ensure prompt, courteous and professional responses to complaints and construction projects. The dispatch office is responsible for coordinating the logistics for all field operations crews daily. This division is responsible for all paperwork, radio transmissions, telephone communications and daily procedures.

FOCUS:

The Field Operations Manager and staff will continue to upgrade training needs to provide the most qualified personnel to represent the Water Utilities in Operations matters. The use of updated maintenance and construction programs and qualified personnel, allows the Operations Department to provide the public with excellent service and prompt response times to complaints, recorded within the department. The Operations Department will incorporate new technology and training to continue upgrading record keeping, better response time, and improving inter-divisional and inter-city communication and cooperation.

PERSONNEL SCHEDULE

POSITION	CLASS	CURRENT	PROPOSED
Field Operations Manager	11	1	1
✧ Dispatcher II	6	1	1
✧ Dispatcher I	5	2	2

TEXARKANA WATER UTILITIES

OPERATIONS ADMINISTRATION- 610

	<i>Actual</i> <i>18-19</i>	<i>Budget</i> <i>19-20</i>	<i>Revised</i> <i>19-20</i>	<i>Budget</i> <i>20-21</i>
<u>EXPENDITURES</u>				
Personal Services	225,972	235,502	226,851	231,009
Supplies	7,028	7,140	3,945	5,840
Repairs & Maintenance	547	250	150	250
Contractual Services	42,317	14,259	14,909	15,160
Capital Outlay				
TOTAL	275,864	257,151	245,855	252,259

PERSONAL SERVICES

511100	Supervision	65,017	67,986	65,335	65,336
511311	Clerical	85,692	88,625	86,597	88,175
511312	Clerical Overtime	558	350	600	350
511316	Clerical Emergency/Disaster			1,579	
511611	Temporary Labor	(156)			
511811	Stipend				
512111	Longevity	2,700	2,940	2,940	3,180
512112	Group Insurance	26,504	28,725	24,386	25,840
512114	Retirement	25,229	25,756	25,720	25,742
512115	Social Security	11,568	12,232	12,206	12,205
512116	Workmen's Comp	1,617	1,563	1,667	1,560
512117	Unemployment Benefits				
512118	Employee Screening		100		100
512121	Certification/License Pay	885		2,500	2,500
512100	Education & Training	6,358	7,225	3,321	6,021
TOTAL		225,972	235,502	226,851	231,009

SUPPLIES

521100	Office Supplies	1,433	2,150	970	2,040
521200	Operating Supplies	2,231	2,300	1,900	2,100
521400	Safety Supplies & Equip	12			
521700	Minor Tools				
521900	Wearing Apparel	3,174	2,440	1,000	1,500
522300	Laundry & Janitorial	178	250	75	200
522500	Lab & Photo Sup & Expenses				
522700	Printing				
TOTAL		7,028	7,140	3,945	5,840

REPAIRS & MAINTENANCE

531111	Office Machines & Eq	547	250	150	250
531200	Motor Vehicle R & M				
531800	Signal Equipment				
532100	Building R & M				
TOTAL		547	250	150	250

TEXARKANA WATER UTILITIES

OPERATIONS ADMINISTRATION- 610

		<i>Actual</i> <i>18-19</i>	<i>Budget</i> <i>19-20</i>	<i>Revised</i> <i>19-20</i>	<i>Budget</i> <i>20-21</i>
<u>CONTRACTUAL SERVICES</u>					
541311	Communications	5,352	6,900	6,780	6,900
542411	Freight Charges				
543400	Insurance	882	895	800	835
543911	Legal Advertising				
544100	Maintenance Contracts	36,083	6,214	7,079	7,175
545700	Special Services		250	250	250
TOTAL		42,317	14,259	14,909	15,160
<u>CAPITAL OUTLAY</u>					
551111	Furniture & Fixtures				
TOTAL					
TOTAL BUDGET		275,864	257,151	245,855	252,259
63.14%	Texas				159,276
36.86%	Arkansas				92,983
					252,259

Water & Sewer Construction - 612

DESCRIPTION:

The main objective of this division is to carry out all phases of construction pertaining to the water distribution and sewer collection systems of Texarkana, Texas, Texarkana, Arkansas, Member Cities and rural areas such as Mandeville, Union and Leary Water system. This division installs, locates and repairs water mains, sewer mains, fire hydrants, service lines, meter boxes, valves, manholes, clean outs and any other asset pertinent to the utility system.

FOCUS:

The focus of this division is to provide excellence in serving the Texarkana area citizens by maintaining and improving utility infrastructure. The quality of service will be met using properly trained personnel and efficiently allocating resources. Primary goals obtained will be through coordination with the Engineering, GIS, Water Distribution, Sewer Collection, I&I and other divisions.

PERSONNEL SCHEDULE

POSITION	CLASS	CURRENT	PROPOSED
Utility Supervisor	10	1	1
✧ Utilities Foreman/Operator	6	2	2
✧ Locator	4	3	3
✧ Laborer II	2	7	7
✧ Concrete Finisher	4	1	1
✧ Heavy Equipment Operator	4	1	1
✧ Utilities Foreman (frozen/vacant)	6	0	0

TEXARKANA WATER UTILITIES

WATER & SEWER CONSTRUCTION- 612

	<i>Actual</i> <i>18-19</i>	<i>Budget</i> <i>19-20</i>	<i>Revised</i> <i>19-20</i>	<i>Budget</i> <i>20-21</i>
<u>EXPENDITURES</u>				
Personal Services	559,637	752,688	700,548	787,934
Supplies	24,662	31,380	29,685	31,400
Repairs & Maintenance	72,581	125,175	88,050	114,800
Contractual Services	18,375	23,030	22,310	23,200
Capital Outlay				
TOTAL	675,255	932,273	840,593	957,334

PERSONAL SERVICES

511200	Supervision	43,986	51,975	63,680	58,045
511411	Maintenance & Oper	294,168	406,050	310,021	406,401
511412	Overtime	38,775	40,000	102,187	40,000
511414	Standby				
511611	Temporary Labor Service	34,030		2,016	
511811	Stipend				
512111	Longevity	3,360	4,140	3,960	4,680
512112	Group Insurance	80,147	137,586	102,287	148,778
512114	Retirement	62,052	80,886	77,351	84,003
512115	Social Security	27,842	38,416	36,708	39,828
512116	Workmen's Comp	9,978	9,809	10,411	10,199
512118	Employee Screening	367	500	500	500
512121	Certification/License Pay	846		8,861	11,500
512100	Education & Training	3,141	6,200	4,566	6,000
519999	Sal & Benefit Transfers O	(39,055)	(22,874)	(22,000)	(22,000)
TOTAL		559,637	752,688	700,548	787,934

SUPPLIES

521100	Office Supplies & Exp	576	1,150	1,250	1,150
521200	Operating Supplies	11,420	12,500	10,800	12,500
521400	Safety	3,576	4,250	3,735	4,250
521700	Minor Tools	4,670	6,800	8,800	7,300
521900	Wearing Apparel	3,606	4,200	4,100	4,200
522300	Laundry & Janitorial	814	2,480	1,000	2,000
TOTAL		24,662	31,380	29,685	31,400

REPAIRS & MAINTENANCE

531200	Motor Vehicles	31,903	52,000	34,050	52,000
531700	Machinery & Equip	10,308	17,050	11,250	16,050
531800	Signal Equipment		250	250	250
533211	Raw Water Trans Main	53			

TEXARKANA WATER UTILITIES

WATER & SEWER CONSTRUCTION- 612

		<i>Actual</i> <i>18-19</i>	<i>Budget</i> <i>19-20</i>	<i>Revised</i> <i>19-20</i>	<i>Budget</i> <i>20-21</i>
533411	Water Svc R & M	2,153	3,500	9,500	3,500
533511	Fire Hydrant R & M	41,229	65,000	45,000	55,000
539999	Equipment Apportionment	(13,065)	(12,625)	(12,000)	(12,000)
TOTAL		72,581	125,175	88,050	114,800
<u>CONTRACTUAL SERVICES</u>					
541311	Communications	5,329	6,500	6,960	6,975
541700	Rentals		1,500	1,500	1,500
543111	Garbage Hauling	2,527	2,700	2,500	2,700
543400	Insurance	7,885	8,330	7,350	8,025
544100	Maintenance Contracts		1,000	1,000	1,000
544900	Postage		100	100	100
545200	Power Purchase				
545700	Special Services	2,634	2,900	2,900	2,900
TOTAL		18,375	23,030	22,310	23,200
<u>CAPITAL OUTLAY</u>					
551114	Machinery & Equipment				
TOTAL					
TOTAL BUDGET		675,255	932,273	840,593	957,334
63.14%	Texas				604,460
36.86%	Arkansas				352,874
					957,334

Water Distribution – 620

DESCRIPTION:

The main objective of this division is to adequately and efficiently maintain and repair the water distribution system supplying water to Texarkana, Texas, Texarkana, Arkansas, Member Cities, and the rural areas formerly served by Leary, Mandeville and Union Water Supply Corporations.

FOCUS:

The continuing focus of this Division is to provide excellent, professional and courteous service to the community by improving the quality of life of the citizens of Texarkana. Providing personnel training and utilizing personnel effectively will enable this Division to meet the goals and objectives that have been set. Primary goals will be to assist in system planning, improve record keeping for the GIS system and upgrade old and undersized water mains within the system.

PERSONNEL SCHEDULE

POSITION	CLASS	CURRENT	PROPOSED
Utility Supervisor	10	1	1
✧ Utilities Foreman/Operator	6	5	5
✧ Laborer II	2	9	9

TEXARKANA WATER UTILITIES
WATER DISTRIBUTION- 620

	<i>Actual</i> <i>18-19</i>	<i>Budget</i> <i>19-20</i>	<i>Revised</i> <i>19-20</i>	<i>Budget</i> <i>20-21</i>
<u>EXPENDITURES</u>				
Personal Services	734,506	887,048	821,057	909,650
Supplies	29,414	36,450	30,730	36,975
Repairs & Maintenance	362,570	503,000	407,050	478,500
Contractual Services	24,079	31,546	29,669	35,220
Capital Outlay				
TOTAL	1,150,569	1,458,044	1,288,506	1,460,345

PERSONAL SERVICES

511200	Supervision	52,779	63,155	58,810	54,750
511411	Maintenance & Oper	330,831	437,049	296,047	433,052
511412	Overtime	79,421	80,000	102,521	80,000
511414	Standby				
511415	Shift Pay				
511416	Emergency/Disaster			8,234	
511611	Temporary Labor Service	33,738		115,506	
512111	Longevity	5,760	5,100	5,040	5,520
512112	Group Insurance	110,172	146,389	105,430	180,665
512114	Retirement	77,084	94,278	76,402	92,667
512115	Social Security	33,824	44,776	36,258	43,936
512116	Workmen's Comp	10,113	10,712	11,212	10,471
512117	Unemployment Benefits				
512118	Employee Screening	217	500	200	500
512100	Education & Training	5,043	5,750	2,750	7,750
519999	Sal & Ben Transfers Out	(8,053)	(661)	(661)	(661)
TOTAL		734,506	887,048	821,057	909,650

SUPPLIES

521100	Office Supplies & Exp	4,308	850	900	875
521200	Operating Supplies	6,576	12,000	7,000	12,000
521400	Safety	5,395	6,000	7,080	6,000
521411	Personal Protect Equip	5,395	6,000	6,000	6,000
521413	Emergency Response Eq				
521415	Facilities Maintenance			925	
521416	Emergency/Disaster			155	
521417	Laboratory & Environ				
521418	Storage & Handling				
521419	Grounds Maintenance				
521700	Minor Tools	6,171	7,000	8,350	7,500
521900	Wearing Apparel	4,393	7,700	4,900	7,700
522300	Laundry & Janitorial	2,571	2,900	2,500	2,900

TEXARKANA WATER UTILITIES
WATER DISTRIBUTION- 620

	<i>Actual</i> <i>18-19</i>	<i>Budget</i> <i>19-20</i>	<i>Revised</i> <i>19-20</i>	<i>Budget</i> <i>20-21</i>
TOTAL	29,414	36,450	30,730	36,975
<u>REPAIRS & MAINTENANCE</u>				
531111 Office Machine & Equip				
531200 Motor Vehicles	51,230	61,400	52,400	61,400
531700 Machinery & Equip	23,547	45,150	29,200	45,150
531800 Signal Equipment				
532100 Building R & M				
533212 Treated Water Tran Main				
533311 Water Distribution Mains	123,589	200,000	150,000	194,000
533411 Water Services	165,429	200,000	175,000	175,000
533511 Fire Hydrants	941	5,000	3,000	5,000
539999 Equipment Apportionment	(5,860)	(8,550)	(8,550)	(8,550)
TOTAL	362,570	503,000	407,050	478,500
<u>CONTRACTUAL SERVICES</u>				
541311 Communications	4,109	5,000	5,025	5,030
541700 Rentals	213	4,000	1,000	4,000
541900 Fees & Permits	600	2,500	1,000	2,500
542411 Freight Charges				
543111 Garbage Hauling	2,560	3,536	2,500	2,600
543400 Insurance	11,363	10,360	12,146	12,260
544100 Maintenance Contracts				
544900 Postage	24	100	100	100
545200 Power Purchases	568	450	423	450
545700 Special Services	4,642	5,600	7,475	8,280
TOTAL	24,079	31,546	29,669	35,220
<u>CAPITAL OUTLAY</u>				
551114 Machinery & Equipment				
TOTAL				
TOTAL BUDGET	1,150,569	1,458,044	1,288,506	1,460,345
62.15% Texas				907,654
36.43% Arkansas				531,974
0.40% Mandeville				5,908
1.01% Union				14,809
				1,460,345

Water Distribution – TexAmericas - 622

DESCRIPTION:

The main objective for this division is to track and oversee/perform the maintenance and repairs to the water distribution system that supplies water to the TexAmericas water system owned by Texarkana, TX.

FOCUS:

The focus of this account is to provide a continuous supply of treated water, meeting all regulatory standards, to the customers using this portion of the TexAmericas water system.

PERSONNEL SCHEDULE:

No permanently assigned personnel at this time. TWU employees respond as needed for repairs, maintenance and meter readings, etc.

Sewer Collection – 630

DESCRIPTION:

The Sewer Collection Division maintains and repairs existing sewer mains, manholes and clean-outs within the Texarkana area. The division continues to monitor the infiltration and inflow program. The division maintains the main sewer system lines, keeping them free from debris, which aids in preventing back-ups within residential lines. The division also maintains rights-of-way and easements within the Texarkana area. Sewer Collection personnel assist other divisions, such as Engineering, with the smoke testing and TV/video programs used to locate problem areas.

FOCUS:

The primary focus of this division is to provide a safe, sanitary sewer collection system concentrating on the location and repair of infiltration and inflow points, to assist the wastewater plants in remaining within their allowable permit limits. The division will assist Engineering in upgrading record keeping for GIS mapping programs. Ongoing training of personnel will provide the public with a more professional team who is knowledgeable in the sewer collection field.

PERSONNEL SCHEDULE:

POSITION	CLASS	CURRENT	PROPOSED
Utility Supervisor	8	1	1
✧ Jet Truck Operator	4	3	3
✧ Laborer II	2	8	8
✧ Utility Foreman/Operator	6	3	3

TEXARKANA WATER UTILITIES
SEWER COLLECTION- 630

	<i>Actual</i> <i>18-19</i>	<i>Budget</i> <i>19-20</i>	<i>Revised</i> <i>19-20</i>	<i>Budget</i> <i>20-21</i>
<u>EXPENDITURES</u>				
Personal Services	583,153	785,947	654,861	802,705
Supplies	21,383	40,740	26,690	37,740
Repairs & Maintenance	215,900	298,627	239,627	283,627
Contractual Services	22,901	32,315	30,489	30,970
Capital Outlay				
TOTAL	843,337	1,157,629	951,667	1,155,042

PERSONAL SERVICES

511200	Supervision	58,559	62,195	50,656	49,825
511411	Maintenance & Oper	248,763	407,574	215,478	404,877
511412	Overtime	50,402	45,000	65,855	45,000
511414	Standby				
511611	Temporary Labor Service	79,343		158,875	
511811	Stipend				
512111	Longevity	2,580	2,280	2,580	1,800
512112	Group Insurance	72,733	135,907	69,164	164,343
512114	Retirement	59,318	83,284	53,933	81,724
512115	Social Security	28,342	39,554	25,595	38,747
512116	Workmen's Comp	7,580	7,444	7,909	7,280
512117	Unemployment Benefits				
512118	Employee Screening	244	485	400	485
512121	Certification/License Pay	3,231		5,692	5,000
512100	Education & Training	5,471	7,200	3,700	8,600
519999	Sal & Benefit Transfers O	(33,413)	(4,976)	(4,976)	(4,976)
TOTAL		583,153	785,947	654,861	802,705

SUPPLIES

521100	Office Supplies & Exp	1,269	1,290	895	1,290
521200	Operating Supplies	5,017	16,500	6,200	14,500
521311	Botanical Supplies				
521400	Safety	5,557	4,500	5,645	5,500
521411	Personal Protect Equip	5,557	4,500	5,500	5,500
521413	Emergency Response Eq				
521415	Facilities Maintenance				
521416	Emergency/Disaster			145	
521417	Laboratory & Environ				
521418	Storage & Handling				
521419	Grounds Maintenance				
521700	Minor Tools	2,839	4,500	7,000	5,500
521900	Wearing Apparel	4,814	8,750	4,750	8,750

TEXARKANA WATER UTILITIES
SEWER COLLECTION- 630

		<i>Actual</i>	<i>Budget</i>	<i>Revised</i>	<i>Budget</i>
		<i>18-19</i>	<i>19-20</i>	<i>19-20</i>	<i>20-21</i>
522300	Laundry & Janitorial	943	1,200	1,200	1,200
522800	Chemicals	944	4,000	1,000	1,000
TOTAL		21,383	40,740	26,690	37,740
<u>REPAIRS & MAINTENANCE</u>					
531111	Off Mach & Equip				
531200	Motor Vehicles	70,996	120,500	73,500	120,500
531700	Machinery & Equip	17,156	28,650	31,650	28,650
531800	Signal Equipment				
532100	Building R & M				
533211	Raw Water Trans Main				
533511	Fire Hydrant R&M	805			
534121	Sewer Instrument R & M	1,255	1,500	1,500	1,500
534211	Sewer Collection System	132,008	155,000	140,000	140,000
539998	Equipment Utilization				
539999	Equipment Apportionment	(6,320)	(7,023)	(7,023)	(7,023)
TOTAL		215,900	298,627	239,627	283,627
<u>CONTRACTUAL SERVICES</u>					
541311	Communications	2,421	3,610	3,200	3,610
541700	Rentals		2,100	2,100	2,100
541900	Fees and Permits	500	4,000	4,000	4,000
542411	Freight Charges	69			
543111	Garbage Hauling	2,593	3,000	3,000	3,000
543400	Insurance	12,679	12,705	11,289	11,360
544100	Maintenance Contracts		600	600	600
544900	Postage	49	200	200	200
545200	Power Purchase				
545700	Special Services	4,590	6,100	6,100	6,100
TOTAL		22,901	32,315	30,489	30,970
<u>CAPITAL OUTLAY</u>					
551114	Machinery & Equipment				
TOTAL					
TOTAL BUDGET		843,337	1,157,629	951,667	1,155,042
63.27%	Texas				730,767
36.73%	Arkansas				424,275
					1,155,042

Fleet Services Center- 640

DESCRIPTION:

The Fleet Service Center is responsible for servicing and maintaining all Texarkana Water Utility, Texarkana, Arkansas Police, Texarkana, Arkansas Public Works, and a portion of Texarkana Arkansas Fire Department vehicles, heavy equipment, trailers and all associated equipment needed for their divisions to service the citizens of Texarkana and surrounding areas safely and cost effectively. The Service Center coordinates vehicle purchases, new vehicle preparation, vehicle rebuilding and disposal of retired vehicles.

FOCUS:

The Fleet Service Center is committed to the safe operation of city vehicles and equipment we maintain and service. The Service Center utilizes a fleet management system for the most cost effective and highest standards of fleet repair to minimize fleet downtime and the interruption of city services to our citizens. Continuous Fleet Technician training allows the team at the Service Center to understand the rapidly changing technology associated with vehicles and equipment today.

PERSONNEL SCHEDULE

POSITION	CLASS	CURRENT	PROPOSED
Fleet Services Manager	11	1	1
❖ Equipment Maintenance Supervisor (frozen/vacant)	10	0	0
❖ Auto Mechanic II	6	2	2
❖ Auto Mechanic III (Diesel)	7	2	2
❖ Data Entry Clerk	3	1	1

TEXARKANA WATER UTILITIES
FLEET SERVICES CENTER- 640

	<i>Actual</i> <i>18-19</i>	<i>Budget</i> <i>19-20</i>	<i>Revised</i> <i>19-20</i>	<i>Budget</i> <i>20-21</i>
<u>EXPENDITURES</u>				
Personal Services	359,391	415,775	419,765	428,998
Supplies	20,600	30,900	26,900	30,950
Repairs & Maintenance	188,213	219,950	186,450	198,750
Contractual Services	23,896	28,945	28,779	29,148
Capital Outlay				
TOTAL	592,100	695,570	661,894	687,846

PERSONAL SERVICES

511100	Supervision	61,449	65,400	64,981	65,250
511411	Maintenance & Oper	165,927	220,400	215,262	217,651
511412	Overtime	1,933	2,500	2,500	2,500
511414	M & O Standby				
511611	Temporary Labor	9,338			
512111	Longevity	2,580	2,880	2,880	3,240
512112	Group Insurance	43,096	40,752	52,082	54,573
512114	Retirement	39,155	46,902	46,042	46,895
512115	Social Security	17,676	22,275	21,850	22,234
512116	Workmen's Comp	4,503	4,866	4,868	4,855
512118	Employee Screening	381	500	500	500
512121	Certification/License Pay	8,808		2,000	2,000
512100	Education & Training	4,545	9,300	6,800	9,300
519998	Sal & Ben Transfers In	19,013	19,875	19,875	19,875
519999	Sal & Ben Transfers Out	(19,013)	(19,875)	(19,875)	(19,875)
TOTAL		359,391	415,775	419,765	428,998

SUPPLIES

521100	Office Supplies & Exp	1,715	2,650	2,050	2,050
521200	Operating Supplies	9,726	12,500	9,500	12,500
521400	Safety	3,215	6,200	6,300	7,300
521700	Minor Tools	3,145	5,000	5,000	5,000
521900	Wearing Apparel	2,067	2,550	2,550	2,600
522300	Laundry & Janitorial	732	2,000	1,500	1,500
522700	Printing				
TOTAL		20,600	30,900	26,900	30,950

REPAIRS & MAINTENANCE

531111	Office Mach & Equip				
531200	Motor Vehicles	6,254	9,600	6,600	8,600
643- 531300	Arkansas Police Vehicle	38,465	36,250	36,250	36,250

TEXARKANA WATER UTILITIES
FLEET SERVICES CENTER- 640

		<i>Actual</i>	<i>Budget</i>	<i>Revised</i>	<i>Budget</i>
		<i>18-19</i>	<i>19-20</i>	<i>19-20</i>	<i>20-21</i>
644- 531400	Arkansas Fire Vehicle	38,736	40,750	40,750	40,750
645- 531500	Arkansas Public Works	95,580	115,300	85,700	95,100
646- 531600	Other Contract Maint	7,710	11,100	11,100	11,100
531700	Machinery & Equip	116	2,450	2,450	2,450
531800	Signal Equipment				
532100	Building	1,352	4,500	3,600	4,500
539999	Equipment Apportionment				
TOTAL		188,213	219,950	186,450	198,750
<u>CONTRACTUAL SERVICES</u>					
541311	Communications	2,589	1,900	2,250	2,255
541711	Equipment Rental		200	200	200
542711	Grease Hauling				
543400	Insurance	2,701	2,745	2,579	2,593
544100	Maintenance Contracts	2,225	2,500	2,500	2,500
544900	Postage		100	100	100
545200	Power Purchases	14,452	17,800	17,450	17,800
545700	Special Services	1,929	3,700	3,700	3,700
TOTAL		23,896	28,945	28,779	29,148
<u>CAPITAL OUTLAY</u>					
551111	Furniture & Fixtures				
551121	Software				
TOTAL					
TOTAL BUDGET		592,100	695,570	661,894	687,846
43.43%	Texas				298,759
56.57%	Arkansas				389,087
					687,846

Engineering/Design - 710

DESCRIPTION:

The Engineering Division of the Texarkana Water Utilities provides engineering support services for all divisions of the Utility as well as its customers and the citizens of Texarkana. The Engineering Division is staffed with engineering technicians, draftsmen, surveyors, inspectors, clerical staff and professional engineers much like a consulting engineering firm. When technical support is requested from one of the three operations and maintenance divisions, the Engineering Division provides surveying, drafting, research or engineering services as required. The Division's surveying crew utilizes some of the most modern equipment available while performing preliminary, route and construction surveys. The survey crew has a total station survey instrument that incorporates electronic data measurement and electronic data collection. The survey crew is also utilizing the global positioning system (GPS) in some surveys, as well as utilizing the information available from the geographic information system (GIS). The Utilities' inspection staff provides construction inspection of Utility and developer projects, stakes and inspects water meters, assists in the location of water and sanitary sewer mains as needed and will oversee the backflow prevention program as it is implemented. The engineering office staff coordinates construction and inspection activities: designs extensions of service under the guidance of the design engineer; reviews plans submitted for construction by others; performs customer service by answering questions about service availability and taking meter orders; maintains the engineering files; maintains good communications with the public works departments of both cities; and maintains the Utility's construction specifications.

FOCUS:

Continue to provide prompt, accurate and courteous service to the public. Utilize the GIS and engineering software available to design and prepare plans for extensions of service to better serve the residents of Texarkana. Continue to develop long-range plans for extensions of the water distribution and sanitary sewer collection systems and implement them in all construction. Improve the department's ability to keep jobs on schedule and track hours spent in the design of projects. Continue to implement the GPS in survey work, explore new ways to utilize GPS and continue to develop the backflow prevention program. Improve response time when other divisions request assistance. Ensure everyone is connected to sewer and water services where available

Engineering/Design - 710

PERSONNEL SCHEDULE

POSITION	CLASS	CURRENT	PROPOSED
Design Engineer	12	1	1
✧ Engineering Technician II	6	1	2
✧ Engineering Technician I	6	1	1
✧ Engineering Technician/Construction Inspector	6	4	4
✧ Survey Party Chief	6	1	1
✧ Survey Instrument Operator	4	1	1
✧ M&O Coordinator	7	1	1

TEXARKANA WATER UTILITIES
ENGINEERING- DESIGN- 710

	<i>Actual</i> <i>18-19</i>	<i>Budget</i> <i>19-20</i>	<i>Revised</i> <i>19-20</i>	<i>Budget</i> <i>20-21</i>
<u>EXPENDITURES</u>				
Personal Services	540,880	673,194	639,737	641,759
Supplies	11,203	15,750	13,900	15,750
Repairs & Maintenance	12,434	12,560	12,213	12,660
Contractual Services	60,231	65,450	64,836	68,000
Capital Outlay				
TOTAL	624,748	766,954	730,686	738,169

PERSONAL SERVICES

511100	Supervision	74,602	75,152	72,458	75,002
511411	Maintenance & Oper	353,947	394,550	364,351	377,157
511412	M & O Overtime	14,026	15,000	39,291	15,000
511416	Emergency/Disaster			1,551	
511523	Payout Comp Time	336		336	
511611	Temporary Labor	(373)			
511811	Stipend				
512111	Longevity	5,940	6,480	6,720	7,260
512112	Group Insurance	67,120	75,147	70,488	76,392
512114	Retirement	73,539	79,117	82,004	80,420
512115	Social Security	33,376	37,575	38,916	38,129
512116	Workmen's Comp	4,083	4,473	4,598	4,525
512118	Employee Screening				
512121	Certification/License Pay	3,500		24,000	24,000
512100	Education & Training	15,472	21,350	13,200	22,050
519999	Sal & Benefit Trfr Out	(104,688)	(35,650)	(78,176)	(78,176)
TOTAL		540,880	673,194	639,737	641,759

SUPPLIES

521100	Office Supplies & Exp	4,718	7,900	6,600	7,900
521200	Operating Supplies	2,802	3,250	3,000	3,250
521400	Safety	499	650	500	650
521700	Minor Tools	770	750	750	750
521900	Wearing Apparel	2,341	2,300	2,400	2,300
522300	Laundry and Janitorial	37	350	250	350
522500	Lab & Photo Sup & Exp				
522700	Printing	36	550	400	550
TOTAL		11,203	15,750	13,900	15,750

REPAIRS & MAINTENANCE

531111	Office Machines & Equip		100	100	100
531200	Motor Vehicles	12,171	12,460	11,850	12,560

TEXARKANA WATER UTILITIES
ENGINEERING- DESIGN- 710

	<i>Actual</i>	<i>Budget</i>	<i>Revised</i>	<i>Budget</i>
	<i>18-19</i>	<i>19-20</i>	<i>19-20</i>	<i>20-21</i>
531700 Machinery & Equip				
532100 Buildings	263		263	
533511 Fire Hydrant R & M				
533511 Equipment Apportionment				
TOTAL	12,434	12,560	12,213	12,660
<u>CONTRACTUAL SERVICES</u>				
541311 Communications	9,936	10,000	9,321	10,000
541700 Rentals				
543111 Garbage Hauling	147			
543400 Insurance	5,123	5,165	5,845	5,165
543900 Legal	376	700	450	700
544100 Maintenance Contracts	21,326	25,650	25,650	28,200
544900 Postage	255	525	525	525
545200 Power Purchases	22,981	23,325	22,970	23,325
545700 Special Services	87	85	75	85
TOTAL	60,231	65,450	64,836	68,000
<u>CAPITAL OUTLAY</u>				
551115 Communications Equip				
TOTAL				
TOTAL BUDGET	624,748	766,954	730,686	738,169
63.14% Texas				466,080
36.86% Arkansas				272,089
				738,169

Engineering/I & I Abatement - 720

DESCRIPTION:

The function of the Infiltration and Inflow Division is to inspect, identify and initiate remediation of problems in the sanitary sewer collection system. The identification of problem areas is accomplished by visual inspection of manholes, smoke testing to locate leaks, flow-monitoring, data collection and video inspection with concurrent dyed water testing. Problem areas that are identified are evaluated and prioritized based on severity of the defect. Those defects are then either turned over to the Operations Division for repairs or recommended for rehabilitation or replacement through a capital improvements program. The Geographic Information System (GIS) is being implemented by Utility staff and should enable them to better identify and evaluate the needs of the collection system. The staff is also learning how to use the Global Positioning System (GPS) together with the GIS to locate and identify problems. Employees will always utilize available equipment and training to meet OSHA requirements to maintain a safe working environment.

FOCUS:

Continue the manhole inspection and survey program. Utilize existing flow-monitoring equipment and utilize computers to analyze the data. Continue to work with both Cities' plumbing departments to cap abandoned cleanouts and service laterals and repair damaged service laterals. Increase the footage of mains that are inspected by video inspection. Continue to implement the GIS and GPS. Continue to develop capital improvement projects for the reduction of inflow and infiltration points in wastewater collection mains. Continue to improve the root eradication program in cooperation with the Utility's sewer collection department utilizing data collected during video inspection. Use the data from flow-monitoring and video to develop both short and long-term goals for the reduction of infiltration and inflow.

PERSONNEL SCHEDULE

POSITION	CLASS	CURRENT	PROPOSED
I & I Coordinator	11	1	1
✧ Engineering Field Technician	5	1	1
✧ Engineering Technician II	6	1	1

TEXARKANA WATER UTILITIES

ENGINEERING I&I ABATEMENT- 720

	<i>Actual</i> <i>18-19</i>	<i>Budget</i> <i>19-20</i>	<i>Revised</i> <i>19-20</i>	<i>Budget</i> <i>20-21</i>
<u>EXPENDITURES</u>				
Personal Services	186,323	214,643	214,014	238,963
Supplies	6,220	6,205	5,480	6,205
Repairs & Maintenance	13,424	15,392	14,292	15,760
Contractual Services	8,852	9,190	9,267	17,555
Capital Outlay				
TOTAL	214,819	245,430	243,053	278,483

PERSONAL SERVICES

511200	Supervision	61,449	61,897	61,138	66,997
511411	Maintenance & Oper	58,177	68,600	68,526	83,500
511412	Overtime	88	500	3,000	500
511611	Temporary Labor	6,439	9,000	9,000	1,000
512111	Longevity	1,260	1,500	1,200	2,220
512112	Group Insurance	27,012	32,563	26,396	30,376
512114	Retirement	19,714	21,342	22,335	25,851
512115	Social Security	8,702	10,136	10,600	12,257
512116	Workmen's Comp	777	855	877	1,012
512118	Employee Screening		200	200	200
512100	Education & Training	2,667	8,050	6,050	8,050
519998	Sal & Benefit Trfr In				
519999	Sal & Benefit Trfr Out				
TOTAL		186,323	214,643	214,014	238,963

SUPPLIES

521100	Office Supplies & Exp	78	315	315	315
521200	Operating Supplies	4,249	3,500	3,450	3,500
521400	Safety	258	500	625	500
521700	Minor Tools	297	350	350	350
521900	Wearing Apparel	1,177	1,200	550	1,200
522300	Laundry & Janitorial	125	300	150	300
522500	Lab & Photo Sup & Exp				
522700	Printing	36	40	40	40
TOTAL		6,220	6,205	5,480	6,205

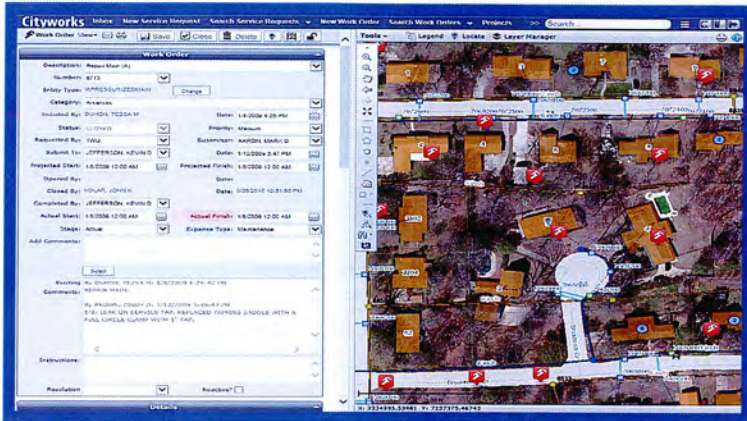
REPAIRS & MAINTENANCE

531200	Motor Vehicles	8,596	7,642	6,442	7,910
531700	Machinery & Equipment	4,828	7,750	7,850	7,850

TEXARKANA WATER UTILITIES
ENGINEERING I&I ABATEMENT- 720

		<i>Actual</i> <i>18-19</i>	<i>Budget</i> <i>19-20</i>	<i>Revised</i> <i>19-20</i>	<i>Budget</i> <i>20-21</i>
531800	Signal Equipment				
534211	Sewer Collection R&M				
TOTAL		13,424	15,392	14,292	15,760
<u>CONTRACTUAL SERVICES</u>					
541311	Communications	3,985	3,100	3,430	3,430
541711	Equipment Rental				
543400	Insurance	2,934	2,965	2,712	2,900
544100	Maintenance Contracts	1,806	2,575	2,575	10,675
544900	Postage	43	200	200	200
545700	Special Services	84	350	350	350
TOTAL		8,852	9,190	9,267	17,555
<u>CAPITAL OUTLAY</u>					
551111	Furniture & Fixtures				
551114	Machinery & Equipment				
TOTAL					
TOTAL BUDGET		214,819	245,430	243,053	278,483
63.14%	Texas				175,834
36.86%	Arkansas				102,649
					278,483

GIS Development – 740



DESCRIPTION:

Since, the Texarkana Water Utilities is a joint department of the Cities of Texarkana, Arkansas and Texarkana, Texas, which provides water and sewer services to both cities and the surrounding areas, the Utility is continually developing a Geographic Information System to aid all areas of the Utility by improving engineering

design and planning, financial revenue forecasts, system inventories and system operations through the use of digital mapping and spatial analysis for all departments needing such services within the two cities. The use of Geographic Information Systems at the Utility provides valuable information to all areas of the Utility by integrating common database operations such as query and statistical analysis with the unique visualization and geographic analysis benefits offered by maps.

Focus:

GIS focuses on the following: creating, editing, and maintaining digital maps, orthophotography, and features attribute data used for water and sewer modeling, mapping, and geographic analysis; analyzing digital maps and relational data to assist daily operations and planning activities throughout the cities; and providing training and support to all City employees who use GIS data. GIS at the Utility will continue to expand the scope and accuracy of all thematic map layers to provide the most up to date mapping information possible. The program will focus this year on continued expansion of web map use, both internal and external, along with building a 3D City for enhanced visualization and planning.

PERSONNEL SCHEDULE

POSITION	CLASS	CURRENT	PROPOSED
GIS Manager (Frozen)	11	0	1
❖ GIS Analyst	7	1	1
❖ GIS Field Technician	8	0	0
❖ GIS Technician	6	2	2

TEXARKANA WATER UTILITIES
GIS DEVELOPMENT- 740

	<i>Actual</i> <i>18-19</i>	<i>Budget</i> <i>19-20</i>	<i>Revised</i> <i>19-20</i>	<i>Budget</i> <i>20-21</i>
<u>EXPENDITURES</u>				
Personal Services	215,032	255,232	254,678	275,351
Supplies	903	7,450	6,400	7,450
Repairs & Maintenance	1,995	8,550	7,700	8,550
Contractual Services	92,967	104,657	108,453	112,805
Capital Outlay				
TOTAL	310,897	375,889	377,231	404,156

PERSONAL SERVICES

511100	Supervision	5,481		7,500	7,500
511311	Clerical-Regular	17,522	17,725	23,544	17,650
511312	Clerical-Overtime	12			
511411	Maintenance & Oper	113,444	139,225	138,399	138,276
511412	Overtime	487	500	500	500
511611	Temporary Labor		6,500		6,500
512111	Longevity	750	840	900	990
512112	Group Insurance	26,410	35,556	36,433	37,792
512114	Retirement	22,422	25,497	27,701	26,770
512115	Social Security	9,992	12,109	13,146	12,693
512116	Workmen's Comp	1,295	945	1,249	995
512118	Employee Screening		35		35
512121	Certification/License Pay	154		1,000	1,000
512100	Education & Training	17,063	16,300	4,306	24,650
519998	Salary & Ben Trans In				
519999	Salary & Ben Trans Out				
TOTAL		215,032	255,232	254,678	275,351

SUPPLIES

521100	Office Supplies & Exp	650	6,050	5,000	6,050
521200	Operating Supplies	76	1,225	1,225	1,225
521400	Safety	75	75	75	75
521700	Minor Tools		50	50	50
521900	Wearing Apparel	102			
522300	Laundry & Janitorial		50	50	50
522700	Printing				
TOTAL		903	7,450	6,400	7,450

TEXARKANA WATER UTILITIES
GIS DEVELOPMENT- 740

	<i>Actual</i>	<i>Budget</i>	<i>Revised</i>	<i>Budget</i>
	<i>18-19</i>	<i>19-20</i>	<i>19-20</i>	<i>20-21</i>
<u>REPAIRS & MAINTENANCE</u>				
531111 Office Machines & Equip		1,000	1,000	1,000
531200 Motor Vehicles	723	1,350	550	1,350
532100 Building R & M	1,272	6,200	6,150	6,200
TOTAL	1,995	8,550	7,700	8,550
<u>CONTRACTUAL SERVICES</u>				
541311 Communications	17,378	6,500	10,894	10,900
541700 Rentals				
543111 Garbage Hauling				
543400 Insurance	1,936	1,957	1,594	1,705
544100 Maintenance Contracts	71,775	93,500	93,500	97,500
544900 Postage				
545200 Power Purchases	1,711	2,460	2,225	2,460
545700 Special Services	167	240	240	240
TOTAL	92,967	104,657	108,453	112,805
<u>CAPITAL OUTLAY</u>				
551111 Furniture & Equipment				
551121 Software				
TOTAL				
TOTAL BUDGET	310,897	375,889	377,231	404,156
63.14% Texas				255,183
36.86% Arkansas				148,973
				404,156

Environmental Services – 750

DESCRIPTION:

The primary function of the Environmental Services Division is protection - protection of the sanitary sewer collection system, the wastewater treatment plants and the environment through the EPA-mandated and EPA-approved Industrial Pretreatment Program; protection from sanitary sewer stoppages and overflows through the Grease Waste Control Program; and protection of the potable water system through the Backflow Prevention/Cross Connection Program. The Codes of Ordinances contain regulations outlining requirements, limitations and enforcement powers necessary to implement these programs. The Pretreatment Program accomplishes protection through permitting, inspections and sampling of non-domestic users of the sanitary sewer. The Pretreatment Program won National First Place, 2002 EPA Clean Water Act Recognition Award for its organization and effectiveness. The Grease Waste Control Program is nationally recognized and has resulted in a significant reduction of sewer stoppages by requiring regular cleaning of grease traps, upgrade of ineffective traps and installation of new traps where needed. The Backflow Prevention/Cross Connection Control Program identifies sources of potential for contamination to the public drinking water supply and affects controls by requiring appropriate prevention methods.

FOCUS:

Environmental Services will continue to diligently enforce the sewer use ordinances, included in the Pretreatment and Grease Waste Control Programs through permitting, sampling and inspections, assuring full compliance with all applicable regulations. Environmental Services is developing the Backflow Prevention/Cross Connection Program into an organized system in compliance with federal, state and local regulations. This includes working closely with plumbing inspectors and fire marshals, as well as the Utilities' Engineering and Customer Service Divisions to assure new water services are equipped with appropriate protection devices and existing facilities, requiring such devices, are so equipped and tested.

PERSONNEL SCHEDULE

POSITION	CLASS	CURRENT	PROPOSED
Environmental Engineer	10	1	1
✧ Environmental Coordinator	10	1	1
✧ Environmental Specialist	7	1	1
✧ Industrial Pretreatment Coordinator	9	1	1
✧ Pretreatment Specialist	7	1	1

TEXARKANA WATER UTILITIES

ENVIRONMENTAL SERVICES- 750

	<i>Actual</i> <i>18-19</i>	<i>Budget</i> <i>19-20</i>	<i>Revised</i> <i>19-20</i>	<i>Budget</i> <i>20-21</i>
<u>EXPENDITURES</u>				
Personal Services	291,761	357,299	307,182	357,134
Supplies	8,398	11,950	8,149	12,675
Repairs & Maintenance	4,223	6,900	2,430	6,985
Contractual Services	26,438	43,730	34,347	46,670
Capital Outlay				
TOTAL	330,820	419,879	352,108	423,464

PERSONAL SERVICES

511100	Supervision	78,550	63,183	62,200	63,033
511311	Clerical-Regular				
511312	Clerical-Overtime				
511411	Maintenance & Oper	108,530	164,300	129,698	151,292
511412	M & O Overtime	435	2,500	500	2,500
511611	Temporary Labor	8,295		12,867	
511811	Stipend				
512111	Longevity	2,100	1,740	1,260	1,500
512112	Group Insurance	35,430	44,882	33,385	43,450
512114	Retirement	31,177	37,325	31,218	37,486
512115	Social Security	13,814	17,727	14,815	17,773
512116	Workmen's Comp	4,017	3,492	3,883	3,500
512118	Employee Screening		50	6	50
512121	Certification/License Pay	1,654		10,500	14,000
512100	Education & Training	7,759	22,100	6,850	22,550
519999	Salary & Ben Trans Out				
TOTAL		291,761	357,299	307,182	357,134

SUPPLIES

521100	Office Supplies	2,110	1,700	2,200	1,850
521200	Operating Supplies	426	1,000	625	1,000
521400	Safety	274	1,700	1,292	2,200
521700	Minor Tools	106	500	150	500
521900	Wearing Apparel	180	450	(103)	525
522300	Laundry & Janitorial	170	200	50	200
522500	Lab & Photo Sup & Exp	1,769	2,900	1,735	2,900
522700	Printing	3,363	3,500	2,200	3,500
TOTAL		8,398	11,950	8,149	12,675

TEXARKANA WATER UTILITIES

ENVIRONMENTAL SERVICES- 750

	<i>Actual 18-19</i>	<i>Budget 19-20</i>	<i>Revised 19-20</i>	<i>Budget 20-21</i>
<u>REPAIRS & MAINTENANCE</u>				
531111 Office Machines & Eq				
531200 Motor Vehicles	4,154	5,200	2,130	5,285
532100 Building R & M	69	1,700	300	1,700
TOTAL	4,223	6,900	2,430	6,985
<u>CONTRACTUAL SERVICES</u>				
541311 Communications	7,072	11,500	8,000	9,500
543111 Garbage Hauling			275	1,750
543400 Insurance	3,155	3,180	2,722	3,420
543600 Laboratory Services	7,017	12,050	11,450	13,250
543900 Legal	217	650	650	650
544100 Maintenance Contracts	6,604	10,500	9,250	11,500
544900 Postage	175	300	300	300
545200 Power Purchases	1,836	2,500	1,500	3,750
545700 Special Services	362	3,050	200	2,550
TOTAL	26,438	43,730	34,347	46,670
<u>CAPITAL OUTLAY</u>				
551111 Furniture & Equipment				
TOTAL				
TOTAL BUDGET	330,820	419,879	352,108	423,464
63.14% Texas				267,375
36.86% Arkansas				156,089
				423,464

Leary – 830/831

DESCRIPTION:

The main objective of this division is to track the maintenance and repairs to the Leary Water System and sewer system, which we operate by contract with the City of Leary.

FOCUS:

The focus of this division is to provide timely, professional and courteous service to the Leary community.

PERSONNEL SCHEDULE

No permanently assigned personnel. Personnel are assigned from various divisions as needed.

Time and other expenses are charged to this division when maintenance or other work is performed for Leary.

TEXARKANA WATER UTILITIES

LEARY- 830

(REIMBURSABLE)

	<i>Actual</i> <i>18-19</i>	<i>Budget</i> <i>19-20</i>	<i>Revised</i> <i>19-20</i>	<i>Budget</i> <i>20-21</i>
<u>EXPENDITURES</u>				
Personal Services	8,146	10,362	8,131	8,861
Supplies	1,495		503	500
Repairs & Maintenance	38,060	10,150	9,625	9,100
Contractual Services	112	330	353	380
Capital Outlay				
TOTAL	47,813	20,842	18,612	18,841

PERSONAL SERVICES

511200	Supervision	436	1,000	550	550
511311	Clerical-Regular				
511312	Clerical-Overtime				
511411	Maintenance & Oper	3,295	4,000	3,000	3,500
511412	Overtime	2,119	2,500	2,300	2,300
511414	Standby				
511611	Temporary Labor Service				
512111	Longevity				
512112	Group Insurance	885	1,000	890	1,000
512114	Retirement	977	1,288	943	1,025
512115	Social Security	434	574	448	486
512116	Workmen's Comp				
512117	Unemployment Benefits				
512118	Employee Screening				
512100	Education & Training				
519999	Sal & Ben Transfers Out				
TOTAL		8,146	10,362	8,131	8,861

SUPPLIES

521100	Office Supplies & Exp				
521200	Operating Supplies	41			
521400	Safety	1,454		503	500
521700	Minor Tools				
521900	Wearing Apparel				
522300	Laundry & Janitorial				
TOTAL		1,495		503	500

REPAIRS & MAINTENANCE

531111	Office Machine & Equip				
531200	Motor Vehicles				
531700	Machinery & Equip				

TEXARKANA WATER UTILITIES

LEARY- 830

(REIMBURSABLE)

	<i>Actual</i>	<i>Budget</i>	<i>Revised</i>	<i>Budget</i>
	<i>18-19</i>	<i>19-20</i>	<i>19-20</i>	<i>20-21</i>
531800				
532100				
533100	3,243	2,000	2,575	2,000
533212	5,922	500	500	500
533311	7,094	1,500	2,000	2,000
533411	251	1,500	1,500	1,500
533511	540	500	500	500
533612				
534211	857	350	350	350
534594	18,457	250	250	250
534595	16	250	250	250
539998	1,680	3,300	1,700	1,750
539999				
TOTAL	38,060	10,150	9,625	9,100
<u>CONTRACTUAL SERVICES</u>				
541311				
541700				
541900				
543111				
543400				
543600	112	300	323	350
544100				
544900		30	30	30
545200				
545700				
TOTAL	112	330	353	380
<u>CAPITAL OUTLAY</u>				
551114				
TOTAL				
TOTAL BUDGET	47,813	20,842	18,612	18,841

TEXARKANA WATER UTILITIES

LEARY- 831

	<i>Actual 18-19</i>	<i>Budget 19-20</i>	<i>Revised 19-20</i>	<i>Budget 20-21</i>
<u>EXPENDITURES</u>				
Personal Services	6,969	8,829	8,215	8,621
Supplies				
Repairs & Maintenance				
Contractual Services				
Capital Outlay				
TOTAL	6,969	8,829	8,215	8,621

PERSONAL SERVICES

511200	Supervision	358	800	400	550
511411	Maintenance & Oper	541	1,225	600	700
511412	Overtime	48	100	100	100
511414	Standby				
511611	Temporary Labor Service				
512111	Longevity				
512112	Group Insurance	135	200	150	200
512114	Retirement	153	341	177	218
512115	Social Security	72	163	84	103
512116	Workmen's Comp				
512117	Unemployment Benefits				
512118	Employee Screening				
512100	Education & Training				
519998	Sal & Ben Transfers In	5,662	6,000	6,704	6,750
519999	Sal & Ben Transfers Out				
TOTAL		6,969	8,829	8,215	8,621

SUPPLIES

521100	Office Supplies & Exp				
521200	Operating Supplies				
521400	Safety				
521700	Minor Tools				
521900	Wearing Apparel				
522300	Laundry & Janitorial				
TOTAL					

REPAIRS & MAINTENANCE

531111	Office Machine & Equip				
531200	Motor Vehicles				
531700	Machinery & Equip				
531800	Signal Equipment				

TEXARKANA WATER UTILITIES
LEARY- 831

	<i>Actual</i>	<i>Budget</i>	<i>Revised</i>	<i>Budget</i>
	<i>18-19</i>	<i>19-20</i>	<i>19-20</i>	<i>20-21</i>
532100 Building R & M				
533311 Water Distribution Mains				
533411 Water Services R&M				
533511 Fire Hydrants				
539999 Equipment Apportionment				
TOTAL				
<u>CONTRACTUAL SERVICES</u>				
541311 Communications				
541700 Rentals				
541900 Fees & Permits				
543111 Garbage Hauling				
543400 Insurance				
543600 Laboratory Services		150		
544100 Maintenance Contracts				
544900 Postage				
545200 Power Purchases				
545700 Special Services				
TOTAL				
<u>CAPITAL OUTLAY</u>				
551114 Machinery & Equipment				
TOTAL				
TOTAL BUDGET	6,969	8,829	8,215	8,621

Miller County Public Water Authority – 833/834

DESCRIPTION:

The main objective of this division is to track the maintenance and repairs to the Miller County Public Water Authority Water System (MCPWA), which we operate by contract with the MCPWA.

FOCUS:

The focus of this division is to provide timely, professional and courteous service to the Genoa area of Texarkana, Arkansas serviced by the MCPWA.

PERSONNEL SCHEDULE

No permanently assigned personnel. Personnel are assigned from various divisions as needed.

Time and other expenses are charged to this division when maintenance or other work is performed for MCPWA.

TEXARKANA WATER UTILITIES

MILLER COUNTY PUBLIC WATER AUTHORITY- 833

(REIMBURSABLE)

	<i>Actual</i> <i>18-19</i>	<i>Budget</i> <i>19-20</i>	<i>Revised</i> <i>19-20</i>	<i>Budget</i> <i>20-21</i>
<u>EXPENDITURES</u>				
Personal Services		2,153	309	2,154
Supplies		250	250	250
Repairs & Maintenance	3,035	8,375	4,250	6,325
Contractual Services				
Capital Outlay				
TOTAL	3,035	10,778	4,809	8,729

PERSONAL SERVICES

511200	Supervision		700		700
511311	Clerical-Regular				
511312	Clerical-Overtime				
511411	Maintenance & Oper		500	200	500
511412	Overtime		500	50	500
511414	Standby				
511611	Temporary Labor Service				
512111	Longevity				
512112	Group Insurance		50		50
512114	Retirement		273	40	274
512115	Social Security		130	19	130
512116	Workmen's Comp				
512117	Unemployment Benefits				
512118	Employee Screening				
512100	Education & Training				
519999	Sal & Ben Transfers Out				
TOTAL			2,153	309	2,154

SUPPLIES

521100	Office Supplies & Exp				
521200	Operating Supplies				
521400	Safety		250	250	250
521700	Minor Tools				
521900	Wearing Apparel				
522300	Laundry & Janitorial				
TOTAL			250	250	250

REPAIRS & MAINTENANCE

531111	Office Machine & Equip				
531200	Motor Vehicles				
531700	Machinery & Equip				

TEXARKANA WATER UTILITIES

MILLER COUNTY PUBLIC WATER AUTHORITY- 833

(REIMBURSABLE)

	<i>Actual</i>	<i>Budget</i>	<i>Revised</i>	<i>Budget</i>
	<i>18-19</i>	<i>19-20</i>	<i>19-20</i>	<i>20-21</i>
531800				
532100				
533100	1,905	1,500	1,500	1,500
533113				
533212		300	750	750
533311				
533411	1,130	6,500	2,000	4,000
533511		75		75
533612				
539999				
TOTAL	3,035	8,375	4,250	6,325
<u>CONTRACTUAL SERVICES</u>				
541311				
541700				
541900				
543111				
543400				
543600				
544100				
544900				
545200				
545700				
TOTAL				
<u>CAPITAL OUTLAY</u>				
551114				
TOTAL				
TOTAL BUDGET	3,035	10,778	4,809	8,729

TEXARKANA WATER UTILITIES

MILLER COUNTY PUBLIC WATER AUTHORITY- 834

	<i>Actual</i> <i>18-19</i>	<i>Budget</i> <i>19-20</i>	<i>Revised</i> <i>19-20</i>	<i>Budget</i> <i>20-21</i>
<u>EXPENDITURES</u>				
Personal Services	3,334	16,084	8,541	11,899
Supplies				
Repairs & Maintenance	1,355	3,600	2,100	3,600
Contractual Services		200		200
Capital Outlay				
TOTAL	4,689	19,884	10,641	15,699

PERSONAL SERVICES

511200	Supervision	352	4,468	1,350	1,400
511411	Maintenance & Oper	1,376	4,000	2,500	4,000
511412	Overtime	726	3,000	2,000	3,000
511414	Standby				
511611	Temporary Labor Service				
512111	Longevity				
512112	Group Insurance	307	1,896	1,300	1,500
512114	Retirement	396	1,843	943	1,356
512115	Social Security	177	877	448	643
512116	Workmen's Comp				
512117	Unemployment Benefits				
512118	Employee Screening				
512100	Education & Training				
519998	Sal & Ben Transfers In				
519999	Sal & Ben Transfers Out				
TOTAL		3,334	16,084	8,541	11,899

SUPPLIES

521100	Office Supplies & Exp
521200	Operating Supplies
521400	Safety
521700	Minor Tools
521900	Wearing Apparel
522300	Laundry & Janitorial
TOTAL	

REPAIRS & MAINTENANCE

531111	Office Machine & Equip
531200	Motor Vehicles
531700	Machinery & Equip
531800	Signal Equipment

TEXARKANA WATER UTILITIES

MILLER COUNTY PUBLIC WATER AUTHORITY- 834

	<i>Actual</i>	<i>Budget</i>	<i>Revised</i>	<i>Budget</i>
	<i>18-19</i>	<i>19-20</i>	<i>19-20</i>	<i>20-21</i>
532100	Building R & M			
533311	Water Distribution Mains			
533411	Water Services		100	100
533511	Fire Hydrants			
539998	Equipment Utilization	1,355	3,500	2,000
539999	Equipment Apportionment			3,500
TOTAL		1,355	3,600	2,100
<u>CONTRACTUAL SERVICES</u>				
541311	Communications			
541700	Rentals			
541900	Fees & Permits			
543111	Garbage Hauling			
543400	Insurance			
543600	Laboratory Services		150	150
544100	Maintenance Contracts			
544900	Postage		50	50
545200	Power Purchases			
545700	Special Services			
TOTAL			200	200
<u>CAPITAL OUTLAY</u>				
551114	Machinery & Equipment			
TOTAL				
TOTAL BUDGET		4,689	19,884	10,641
				15,699

Section V

Debt Services



TEXARKANA WATER UTILITIES
COMBINED ARKANSAS AND TEXAS DEBT SERVICE
All Revenue Bonds

	Total Principal	Total Interest	Principal & Interest
2021	1,455,526.34	271,405.20	1,726,931.54
2022	1,323,862.30	225,435.74	1,549,298.04
2023	1,372,893.65	180,786.89	1,553,680.54
2024	1,158,453.18	135,805.36	1,294,258.54
2025	1,051,594.95	92,653.33	1,144,248.28
2026	243,860.05	51,375.26	295,235.31
2027	120,000.00	44,393.78	164,393.78
2028	125,000.00	39,293.78	164,293.78
2029	130,000.00	33,668.78	163,668.78
2030	135,000.00	27,818.78	162,818.78
2031	145,000.00	21,575.02	166,575.02
2032	150,000.00	14,868.76	164,868.76
2033	155,000.00	7,556.26	162,556.26
	7,566,190.47	1,146,636.94	8,712,827.41

TEXARKANA ARKANSAS WATER UTILITIES
CITY OF TEXARKANA, ARKANSAS PUBLIC FACILITIES BOARD
All Revenue Bonds
Schedule of Principal and Interest

Fiscal Year	Total Principal	Total Interest	Total Principal & Interest
2021	1,175,526.34	197,771.42	1,373,297.76
2022	1,043,862.30	157,079.46	1,200,941.76
2023	1,082,893.65	118,120.61	1,201,014.26
2024	1,053,453.18	77,924.08	1,131,377.26
2025	941,594.95	38,972.05	980,567.00
2026	128,860.05	2,093.98	130,954.03
Totals	5,426,190.47	591,961.60	6,018,152.07

TEXARKANA ARKANSAS WATER UTILITIES
CITY OF TEXARKANA, ARKANSAS PUBLIC FACILITIES BOARD
1998 Sewer Facilities Construction Revenue Bond
Schedule of Principal and Interest
(Remaining of Original \$4,100,000)

Fiscal Year	Rate	Principal October 15	Interest October 15	Principal April 15	Interest April 15	Total Principal & Interest
2021	3.75%	143,929.00	2,698.00			146,627.00
Totals		143,929.00	2,698.00	0.00	0.00	146,627.00

Sewer 100%

TEXARKANA ARKANSAS WATER UTILITIES
CITY OF TEXARKANA, ARKANSAS PUBLIC FACILITIES BOARD
1998-B Sewer Facilities Construction Revenue Bond
Schedule of Principal and Interest
(Remaining of Original \$750,000)

Fiscal Year	Rate	Principal October 15	Interest October 15	Principal April 15	Interest April 15	Total Principal & Interest
2021	3.75%	26,340.00	494.00			26,834.00
Totals		26,340.00	494.00	0.00	0.00	26,834.00

Sewer 100%

TEXARKANA ARKANSAS WATER UTILITIES
CITY OF TEXARKANA, ARKANSAS PUBLIC FACILITIES BOARD
2001 Sewer Facilities Construction Revenue Bond
Schedule of Principal and Interest
(Remaining of Original \$1,000,000)

Fiscal Year	Rate	Principal October 15	Interest October 15	Principal April 15	Interest April 15	Total Principal & Interest
2021	3.25%	31,043.00	3,152.00	31,547.00	2,648.00	68,390.00
2022	3.25%	32,060.00	2,135.00	32,581.00	1,614.00	68,390.00
2023	3.25%	33,110.00	1,085.00	33,629.00	546.00	68,370.00
		96,213.00	6,372.00	97,757.00	4,808.00	205,150.00

Sewer 100%

TEXARKANA ARKANSAS WATER UTILITIES
CITY OF TEXARKANA, ARKANSAS PUBLIC FACILITIES BOARD
2004A Water Facilities Acquisition Revenue Bond
Schedule of Principal and Interest
(Remaining of Original \$2,170,000)

Fiscal Year	Rate	Principal October 15	Interest October 15	Principal April 15	Interest April 15	Total Principal & Interest
2021	3.25%	65,226.00	8,977.00	66,286.00	7,917.00	148,406.00
2022	3.25%	67,363.00	6,840.00	68,457.00	5,746.00	148,406.00
2023	3.25%	69,570.00	4,633.00	70,700.00	3,503.00	148,406.00
2024	3.25%	71,850.00	2,353.00	72,990.00	1,186.00	148,379.00
		274,009.00	22,803.00	278,433.00	18,352.00	593,597.00

Water 100%

TEXARKANA ARKANSAS WATER UTILITIES
CITY OF TEXARKANA, ARKANSAS PUBLIC FACILITIES BOARD
2004B Water Facilities Improvement Revenue Bond
Schedule of Principal and Interest
(Remaining of Original \$3,830,000)

Fiscal Year	Rate	Principal October 15	Interest October 15	Principal April 15	Interest April 15	Total Principal & Interest
2021	3.25%	109,686.47	21,279.53	111,468.87	19,497.13	261,932.00
2022	3.25%	113,280.25	17,685.75	115,121.05	15,844.95	261,932.00
2023	3.25%	116,991.77	13,974.23	118,892.88	12,073.12	261,932.00
2024	3.25%	120,824.89	10,141.11	122,788.29	8,177.71	261,932.00
2025	3.25%	124,783.61	6,182.39	126,811.34	4,154.66	261,932.00
2026	3.25%	128,860.05	2,093.98			130,954.03
		714,427.04	71,356.99	595,082.43	59,747.57	1,440,614.03

Water 100%

TEXARKANA ARKANSAS WATER UTILITIES
CITY OF TEXARKANA, ARKANSAS PUBLIC FACILITIES BOARD
2007 Waterworks Facilities Revenue Refunding Bonds
Schedule of Principal and Interest
(Remaining of Original \$9,085,000)

Fiscal Year	Rate	Principal September 1	Interest March 1	Interest September 1	Total Principal & Interest
2021	4.050%	590,000.00	65,554.38	65,554.38	721,108.76
2022	4.050%	615,000.00	53,606.88	53,606.88	722,213.76
2023	4.100%	640,000.00	41,153.13	41,153.13	722,306.26
2024	4.125%	665,000.00	28,033.13	28,033.13	721,066.26
2025	4.150%	690,000.00	14,317.50	14,317.50	718,635.00
Totals		3,200,000.00	202,665.02	202,665.02	3,605,330.04
Water	98.40%				
Sewer	1.60%				

TEXARKANA TEXAS WATER UTILITIES
CITY OF TEXARKANA, TEXAS
All Revenue Bonds
Schedule of Principal and Interest

Fiscal Year	Total Principal	Total Interest	Total Principal & Interest
2021	280,000.00	73,633.78	353,633.78
2022	280,000.00	68,356.28	348,356.28
2023	290,000.00	62,666.28	352,666.28
2024	105,000.00	57,881.28	162,881.28
2025	110,000.00	53,681.28	163,681.28
2026	115,000.00	49,281.28	164,281.28
2027	120,000.00	44,393.78	164,393.78
2028	125,000.00	39,293.78	164,293.78
2029	130,000.00	33,668.78	163,668.78
2030	135,000.00	27,818.78	162,818.78
2031	145,000.00	21,575.02	166,575.02
2032	150,000.00	14,868.76	164,868.76
2033	155,000.00	7,556.26	162,556.26
Totals	2,140,000.00	554,675.34	2,694,675.34

TEXARKANA TEXAS WATER UTILITIES
CITY OF TEXARKANA, TEXAS
2013 Waterworks and Sewer System Revenue Bonds
Schedule of Principal and Interest
(Remaining of Original \$2,200,000)

Fiscal Year	Rate	Interest February 1	Interest August 1	Principal August 1	Total Principal & Interest
2021	3.250%	34,071.89	34,071.89	95,000.00	163,143.78
2022	3.500%	32,528.14	32,528.14	100,000.00	165,056.28
2023	3.500%	30,778.14	30,778.14	105,000.00	166,556.28
2024	4.000%	28,940.64	28,940.64	105,000.00	162,881.28
2025	4.000%	26,840.64	26,840.64	110,000.00	163,681.28
2026	4.250%	24,640.64	24,640.64	115,000.00	164,281.28
2027	4.250%	22,196.89	22,196.89	120,000.00	164,393.78
2028	4.500%	19,646.89	19,646.89	125,000.00	164,293.78
2029	4.500%	16,834.39	16,834.39	130,000.00	163,668.78
2030	4.625%	13,909.39	13,909.39	135,000.00	162,818.78
2031	4.625%	10,787.51	10,787.51	145,000.00	166,575.02
2032	4.875%	7,434.38	7,434.38	150,000.00	164,868.76
2033	4.875%	3,778.13	3,778.13	155,000.00	162,556.26
		272,387.67	272,387.67	1,590,000.00	2,134,775.34

TEXARKANA TEXAS WATER UTILITIES
CITY OF TEXARKANA, TEXAS
2020 General Obligation Refunding Bonds
Schedule of Principal and Interest
(Refunded 04 W&S Bonds)

Date	Rate	Principal	Interest	Total Principal & Interest
9/30/21	1.200%	185,000.00	5,490.00	190,490.00
9/30/22	1.200%	180,000.00	3,300.00	183,300.00
9/30/23	1.200%	185,000.00	1,110.00	186,110.00
Totals		550,000.00	9,900.00	559,900.00

Sewer 100%



CITY OF TEXARKANA, AR

BOARD OF DIRECTORS

AGENDA TITLE:	Adopt an Ordinance for the purchase of Social Sentinel social media monitoring software for the School Violence Grant. (TAPD) Interim Chief Kristi Bennett and Lt. Scott Megason <i>An emergency clause is requested. An emergency clause requires a separate and distinct vote of the board and is valid only if there is a two-thirds vote of approval by the Board.</i>
AGENDA DATE:	12/21/2020
ITEM TYPE:	Ordinance <input checked="" type="checkbox"/> Resolution <input type="checkbox"/> Other <input type="checkbox"/>
DEPARTMENT:	Texarkana Arkansas Police Department
PREPARED BY:	Lieutenant Scott Megason
REQUEST:	Purchasing Policy, Board Approval for entering into a contract with Social Sentinel social media monitoring software for the School Violence Grant.
EMERGENCY CLAUSE:	Yes
SUMMARY:	Please see attached proposal which includes explanation and justification of equipment to be purchased.
EXPENSE REQUIRED:	\$32,100
AMOUNT BUDGETED:	Funds to be sourced from JAG Stop School Violence Grant
APPROPRIATION REQUIRED:	TAPD 2021 Budget Line Item 48466 JAG Stop School Violence Grant
RECOMMENDED ACTION:	Board approval and a purchasing order number in hand for immediate Social Sentinel social media monitoring software for the School Violence Grant.
EXHIBITS:	Ordinance, Justification letter and Detail Quote from Social Sentinel

ORDINANCE NO. _____

AN ORDINANCE WAIVING COMPETITIVE BIDDING; AUTHORIZING THE CITY MANAGER TO ENTER INTO AN AGREEMENT TO IMPLIMENT AND UTILIZE SOCIAL SENTINEL SOCIAL MEDIA MONITORING SOFTWARE IN FURTHERANCE OF EFFORTS TO FIGHT AND PREVENT SCHOOL VIOLENCE; AND FOR DECLARING AN EMERGENCY AND FOR OTHER PURPOSES

WHEREAS, the City is the recipient of the JAG Stop School Violence Act Grant; and

WHEREAS, Social Sentinel social media monitoring software is a unique product that monitors publicly available information and alerts of threats of school violence; and

WHEREAS, said monitoring software and service is technical and specialized in nature and no like product or service that performs the same purpose or function is known to be offered; and

WHEREAS, Social Sentinel, Inc., submits a proposal for three years of software and monitoring for a total cost of \$32,100.00 and commencing December 30, 2020, and ending on the final day of 2023; and

WHEREAS, pursuant to Ark. Code Ann. §14-47-138, the Board of Directors may waive the requirements of competitive bidding in exceptional situations where competitive bidding is not feasible; and

WHEREAS, Section 2-72 of the *City of Texarkana, Arkansas, Code of Ordinances*, recognizes that it may not be feasible to obtain bids in “purchases from ‘only sources[;]’” and

WHEREAS, Said Section 2-72 also recognizes recognizes that, “situations involving highly specialized equipment or professional services . . . , publicly advertised requests for bids may not be practical[.]” and provides that, “[i]n these cases, proposals may be requested from selected firms specializing in the particular good or service[;]” and

WHEREAS, for the reasons set out above, it is not feasible or practicable to engage in competitive bidding of said purchase and, moreover, Social Sentinel, Inc., constitutes the sole source of the equipment and services desired; and

WHEREAS, funds are budgeted and available; and

WHEREAS, in consideration of and for the reasons set forth above, the City Manager and the Police Departments do request any applicable competitive bidding practices be waived as permitted and the Board approve the purchase of the equipment and services described above;

NOW, THEREFORE, BE IT ORDAINED by the Board of Directors of the City of Texarkana, Arkansas, that:

Section 1: Any competitive bidding practices that may be otherwise required by applicable law and ordinance are waived and the City Manager is authorized to enter into any agreement reasonably necessary carry out the purchase of the equipment and services described above, on the terms and conditions likewise so set out.

Section 2: This action being necessary for the preservation of the public peace, health and safety (including, without limitation, the need to implement the monitoring software as quickly as possible), and a separate and distinct vote having been taken on this emergency clause, an emergency is therefore declared to exist, and this ordinance shall be in full force and effect from and after its passage and approval.

PASSED AND APPROVED this 21st day of December, 2020.

Allen L. Brown, Mayor

ATTEST:

Heather Soyars, City Clerk

APPROVED:

George Matteson, City Attorney
George Matteson, City Attorney



Interim Chief Kristi Bennett
Chief of Police

TEXARKANA POLICE DEPARTMENT

CITY OF TEXARKANA, ARKANSAS

P.O. BOX 1885

TEXARKANA, AR 75504-1885

(903) 798-3130


FAX (903) 798-3023

www.txkusa.org/arkpolice



Lt. Scott Megason
Division Commander

“Excellence Innovation Integrity”

To: Interim Chief of Police
Kristi Bennet 

From: Sergeant Rick Cockrell

Re: Letter of Purchase (Social Sentinel)

Date: December 7th, 2020

In response to concerns and requests from parents, students, teachers, citizens, and news media outlets concerning their safety after the recent shooting in Lakeland, Florida, we at the Texarkana Arkansas Police Department respond by saying the public’s safety is the upmost importance to our law enforcement officers in the community. The need for law enforcement to be part of the safe school equation is ever increasing. This need is reinforced by the growing attitude that no school can assume that school violence such as shootings “cannot happen here”. The safety of the public, including the safety of our schools, involves the entire community working together. Public safety is broader than just enforcement of the law. Many problems in the community are manifested in the schools every day, so it is fitting and necessary that law enforcement officers work with the schools and other community partners in providing safe and healthy school environments.

The Texarkana Arkansas Police Department has secured grant funding to provide advanced social media monitoring to assist in preventative measures when combating violence within our local school districts. The Social Sentinel Program is the only product that combines key capabilities to provide organizations with alerts, discussions, insights, and analytics in a manner that respect individual’s rights.

We are requesting a one-time purchase of \$32100.00 for a 3-year contract with Social Sentinel. The money has already been allocated through Grant # 2019-YS-BX-0112.

**Social Media Threat Alert Service
Single/Sole Source Justification**

[Texarkana PD – 6 Local School Districts]

12/7/2020

Scope of Work. (the “District”) seeks a digital (social media) scanning solution to support the District’s threat assessment and security teams in their efforts to provide a safe environment for the students, faculty, staff, and visitors, as well as places, events, and infrastructure, that the District is responsible for protected (the “District’s assets”).

District’s Requirements. The District requires a systematic way to scan publicly available information posted on social media sites for potential threats of harm and to notify key personnel in near real-time of potential concerns so they can be evaluated and addressed in a timely manner. Specifically, the District seeks a provider that can meet the following requirements:

- Because resources are limited and District personnel must evaluate each alert as it comes in, the product must be adept at surfacing alerts applicable to District safety and minimizing the inclusion of content that is not relevant (“noise”).
- Because a threat against the District’s assets can be posted from anywhere and is unlikely to be posted and geotagged within the District’s geofence, the product must not be bound by a geofence. The product must have a proven means of associating a threat against the District’s assets with the District.
- The threat alert company must have authorization from the social media companies included in the product to access the data for safety/security purposes and to pass that information to the District’s threat assessment and security teams.
- District employees must be unable to target individuals or groups or otherwise go on fishing expeditions.
- District employees must not be responsible for entering all keywords used to surface a threat alert.
- The product must not rely on keywords but instead use a more sophisticated method of surfacing qualified alerts and minimizing noise.

The Social Sentinel® Social Media Scanning (SMS) Product meets these requirements. Social Sentinel, Inc. helps safety and security officials better protect their communities by providing insights into threats of harm made on social media and other digital sources. That is the sole focus of the company, and Social Sentinel is 100% dedicated to working with safety and security teams. The SMS Product is designed to identify actionable alerts in near real-time along with insights and analytics, all in a manner that respects people’s rights. The SMS Product achieves this by combining all of the following capabilities:

- **Generation of insights and analytics into the safety, security, and wellness of the educational environment that goes beyond imminent threats.** The SMS Product provides clients with Alerts in near real-time, as well as insights into Discussions connected to school safety. An “Alert” is a post made on public social media where the SMS Product identifies language indicative of threats and harm and associates the post with a client. Beyond Alerts, the SMS Product provides

insights into safety and security related “Discussions,” which comprise relevant information on the safety conversation that doesn’t rise to the imminence of an Alert but is important to understanding safety, security, or wellness concerns.

- **Identification of possible threats through the Sentinel Search™ Library.** The proprietary Sentinel Search Library contains approximately half a million behavioral threat and harm indicators designed to return Alerts and Discussions while minimizing noise, enabling the SMS Product to quickly assess billions of public social media posts in near real-time to identify threat-related language and harm indicators. The Library was developed by experts in public safety, security, mental health, linguistics, and data science, and Social Sentinel continually evolves and adapts the Library to address national and regional changes in language, dialect, and expression.
- **Association of posts with the District.** The SMS Product goes well beyond the geofence to provide the District with important safety information associated with the District. The SMS Product uses proprietary algorithms and incorporates the District’s local knowledge to identify people, places, events, and infrastructure the District is responsible for protecting.
- **Authorized use of social media content for school safety and security.** Social Sentinel has been authorized by all of its social media partners requiring such access authorization to have the SMS Product use their social media content and to provide the District with Alerts and Discussions.
- **Safeguards to protect the District.** The SMS Product is designed to help protect the District from being accused of surveillance and monitoring. Individuals and groups cannot be “followed” through the SMS Product; instead, for a post to be identified as an Alert or Discussion, it must contain threat/harm indicators in the Sentinel Search Library and be associated with the District. The SMS Product allows the District to audit access to the Product to help ensure employee follow-through and compliance.
- **Account Management team support.** From the moment the agreement is signed, Social Sentinel’s Account Management Team oversees the onboarding, training, and optimization of the District’s account. The Team provides ongoing optimization and performance reports and is available to address questions.
- **Designed to meet the District’s specific needs.** The District can have as many users as it wants at no extra charge. There are different levels of access to the SMS Product, and the District is able to decide the level of access for each user. The District and each user decide how and when that user wants to receive alerts. The SMS Product provides the District with regular reports regarding the SMS Product’s performance.

Sole Source. Social Sentinel knows of no other product that combines these capabilities to provide organizations with alerts, discussions, insights, and analytics in a manner that respects people’s rights.

SOCIAL SENTINEL, INC.
SOCIAL SENTINEL® PRODUCTS ORDER FORM

Order Form Number:		Order Form Expiration Date:	12/31/2020
Sales Contact:	Jason Downey	Sales Contact Phone #:	518-369-2862

Client Information			
Client Name:	Texarkana AR Police Department		
CLIENT SUPPORT Contact (for Product use)		FINANCE Contact (for invoicing matters)	
Contact Name:	Sgt. Rick Cockrell	Contact Name:	
Title:	Training and Intelligence	Title:	
Address:	100 N. State Line Ave #16	Address:	
City, State, ZIP:	Texarkana, AR, 71854	City, State, ZIP:	
Phone:	903-277-8928	Phone:	
Email:	rick.cockrell@txkusa.org	Email:	

Does Client require a PO?	
----------------------------------	--

Effective Date of Agreement:	December 31, 2020
-------------------------------------	-------------------

PLEASE READ THIS CAREFULLY: Client's use of any Social Sentinel® products and services listed on the Exhibit to this Order Form (the "Products") will be governed by the terms and conditions of this Order Form, and the Social Sentinel General Terms of Use (the "General Terms") and any applicable Product Addendum (as defined in the General Terms) in effect as of the effective date provided above (the "Effective Date"). The General Terms and any Addenda are collectively referred to herein as the "TOU," and with the Order Form, the "Agreement." Client may access the General Terms and any applicable Addendum at the website <https://socialsentinel.com/terms-of-use-education/> (the password to access the TOU is "ssiedutou18") or can obtain them from the Sales Contact identified on this Order Form. By signing this Order Form, for good and valuable consideration – including the consideration of the promises, terms and conditions contained in the Agreement – Client agrees to be bound by the terms and conditions of the Agreement.

The Term for this Agreement (including any applicable Product Addendum) will commence on the Effective Date and will continue for the duration set forth on the Exhibit to this Order Form, subject to any Termination provisions in the TOU. No terms, provisions or conditions of any purchase order or other business form issued by Client relating to this Agreement will have any effect on the rights, duties or obligations of the parties under, or otherwise modify, this Agreement, regardless of any failure of Social Sentinel to object to such terms, provisions or conditions. The person signing this Order Form represents and warrants that the person has the authority to bind Client and agrees that this Agreement may be electronically signed. The parties agree the electronic signatures appearing on this Order Form are intended to authenticate this writing and have the same force and effect as hand-written signatures for purposes of validity, enforceability and admissibility. This Agreement is governed by the laws of the State of Vermont without regard to its conflicts of laws provisions, the state and federal courts of which have sole and exclusive jurisdiction to resolve any actions or claims arising out of or in connection with this Agreement. Client submits to the exclusive jurisdiction of such courts for such purpose. If Client currently licenses other Social Sentinel product(s) (not listed herein) under a separate active agreement with Social Sentinel (the "Prior Agreement"), notwithstanding the first sentence of Section 14.1 of the General Terms, the Prior Agreement will remain in full force and effect for the purposes of those products. The terms of this Agreement shall apply only to the Products herein. This Agreement shall terminate upon the termination of the Prior Agreement (if any) for any reason.

SOCIAL SENTINEL, INC.	CLIENT:
Signature:	Signature:
Print Name: Crystal Gallo	Print Name:
Title: Managing Director	Title:
Date:	Date:

EXHIBIT
to Social Sentinel Order Form

Term and Fees

• **TERM**

Term for Product(s)			
Annual Period 1	12/30/2020	To	12/31/2021
Annual Period 2	1/1/2022	To	12/31/2022
Annual Period 3	1/1/2023	To	12/31/2023

• **PRODUCTS AND FEES**

<input checked="" type="checkbox"/>	Product(s)	Total Annual Fees
<input checked="" type="checkbox"/>	Social Media Scanning	\$10,700.00*

**Annual Fees will be paid upfront at a rate equivalent to the full contract value of \$32,100.00 at the request of the client.*

• **CLIENTS**

School Name(s)
Texarkana School District
Ashdown School District
Foreman School District
Genoa School District
Fouke School District
Trinity Christian School

NOTE:

Should Client license Integration with Google Drive, Client acknowledges and understands that Social Sentinel currently scans Google Docs (content and comments), but only comments related to other Google Drive elements (e.g., Google Sheets, Google Slides, etc.). Social Sentinel may, in the future at its sole discretion, start scanning content of those elements, and Client agrees that Social Sentinel may do so without additional notice to, or rights from, Client.